

**Annual Report of Activities Conducted under the Cooperative  
Aquatic Plant Control Program in Florida Public Waters for  
Fiscal Year 2021 - 2022**



**Florida Fish and Wildlife Conservation Commission Invasive Plant Management  
Section**

Submitted by:

FL Fish and Wildlife Conservation Commission  
Invasive Plant Management Section  
3900 Commonwealth Blvd. MS705  
Tallahassee, FL 32399  
Phone: 850-617-9430  
Fax: 850-922-1249

## **Annual Report of Activities Conducted under the Cooperative Aquatic Plant Control Program in Florida Public Waters for Fiscal Year 2021 - 2022**

This report was prepared in accordance with §369.22 (7), Florida Statutes, to provide an annual summary of plants treated and funding necessary to manage aquatic plants in public waters. The Cooperative Aquatic Plant Control Program administered by the Florida Fish and Wildlife Conservation Commission (FWC) in Florida's public waters involves complex operational and financial interactions between state, federal and local governments as well as private sector companies.

The FWC receives some federal funding through the U.S. Army Corps of Engineers (USACE) and the USACE directly funds and controls aquatic plants, employing USACE management crews in much of the St. Johns River and its tributaries. All of the public waters managed by the USACE are also eligible for state funding through the Cooperative Program and the FWC occasionally assists in control operations in these waters. FWC staff monitors plant populations and control efforts and reports USACE contribution to state funding for control of aquatic plants. Management operations and expenditures are reported for the state fiscal year that extends from July 1, 2021 – June 30, 2022, although local and federal governments and water management districts operate on a fiscal year that runs from October 1 – September 30.

Waters eligible for funding under the Cooperative Program include those on sovereignty lands accessible via public boat ramp, as well as waters that are designated Fish Management Areas and waters that lie within FWC Wildlife Management Areas. While control activities and expenditures are reported for the state fiscal year, plant presence and abundance are reported on a seasonal basis to better compare plant growth and management response through an annual growth cycle. Invasive aquatic plants are inventoried each year in Florida's 465 public lakes and rivers that cover approximately 1.27 million acres. Inventories are conducted during the peak growing period, from April through November. These inventories provide a mechanism for early detection and rapid response to control new invasive plant introductions before they become established and require long-term and/or large-scale management. For invasive plant populations that are already established, inventories provide information to develop management priorities and document funding needs on a statewide basis. Finally, annual aquatic plant inventories document changes in plant communities in response to management efforts as well as changes that may occur in waters where no control has been implemented.

FWC's aquatic plant management program mission is to reduce negative impacts from invasive nonindigenous plants like water hyacinth, water lettuce and hydrilla to conserve the multiple uses and functions of public lakes and rivers. FWC biologists work with stakeholders to identify the primary uses and functions of each public waterbody. Aquatic plant populations are inventoried at least once each year in these systems with emphasis on invasive species to determine if plants impair or may impair the identified uses and functions. Management objectives are then developed for each waterbody and funding is allocated to address statewide management priorities for the ensuing fiscal year. Invasive plants infest 97.2% of Florida's 462 surveyed public waters inventoried in 2022. Once established, eradicating invasive plants is difficult or impossible and very expensive;

therefore, continuous maintenance is critical to keep invasive plants at low levels to sustain attributes like navigation, flood control and recreation while conserving native plant habitat for fish and wildlife. A detailed description of the uses of Florida waters, how aquatic plants may impair these uses, aquatic plant control options, management plan development, and research and outreach efforts is presented in the following website designed and maintained in a collaborative effort between FWC and the University of Florida, Center for Aquatic and Invasive Plants: <https://plants.ifas.ufl.edu/manage/>

A summary of plant control in sovereign public waters and associated expenditures contracted or monitored by the FWC during Fiscal Year 2021 - 2022 is presented in the following pages. Management statistics are summarized in Tables 1-4 and presented graphically in Figures 1-4. FWC's highest management priorities (established in rule under section 68F-54.005 F.A.C.) are the control of floating plants (water hyacinth and water lettuce) and hydrilla. "Other plants" listed in the tables include both native and nonindigenous plants that may impair the uses of Florida public waters.

The information in this and previous years' reports can be accessed on an interactive map titled, "What's Happening on my Lake". This map contains general waterbody information, aquatic plant management schedules and yearly workplans, aquatic plant survey data, fisheries monitoring data, bathymetry, boat ramp information, and aquatic plant management yearly control summaries. The What's Happening on my Lake map can be viewed following [myfwc.com/lake](https://myfwc.com/lake).

FWC maintains an electronic database of plant management information. Any future data revisions due to data entry or other errors will be reflected on "What's Happening on my Lake" and will not be reflected in this static report.

## Tables and Figures

The following tables and figures are summaries for the Aquatic Plant Control Program operations in fiscal year 2021 - 2022. **Table 1** presents the amount of control and associated funding for each plant type within the boundaries of the five water management districts to provide some geographical perspective on where plants are controlled in Florida. **Table 2** breaks down aquatic plant management expenditures by federal and state funds. Twelve aquatic plant species found in Florida are considered to be invasive in that they are capable of causing environmental or economic harm if not managed on a routine basis. Some are widespread like floating plants or hydrilla and are under continuous maintenance; others are present in only a few locations and are under eradication programs to prevent them from becoming established in Florida waters. **Table 3** lists individual plant types found in Florida public waters summarizing acres controlled and associated control expenditures for Fiscal Year 2021 - 2022. **Table 4** lists management expenditures by waterbody, including assessment and monitoring costs.

**Figure 1** shows the ranges in size of the water hyacinth populations reported in Florida public lakes and rivers in 2022. Although these plants are widespread, found in 278 public waters, most populations are being suppressed to fewer than ten acres, keeping overall management costs and environmental impacts at low levels. **Figure 2** shows water hyacinth cover in Florida public waters in ten-year intervals dating from 1947 through 2022 to give an historical perspective of the presence of this prolific plant species through the decades. The Maintenance Control management philosophy was implemented for floating plants in the early 1970s - control invasive plants on a statewide coordinated, routine and consistent basis - to reduce the overall population from about 125,000 acres in 1959 to a few thousand acres at any one time for the past 40 years.

**Figure 3** shows acreage ranges for the 177 hydrilla populations that were reported in public lakes and rivers in 2022. 70.6 % of all hydrilla populations observed in 2022 covered fewer than ten acres. **Figure 4** compares funding for hydrilla control vs. acres of hydrilla reported in public waters from 1982-2022. When funding is adequate, hydrilla can be suppressed at low levels. When funding is insufficient, hydrilla expands and forms underground tubers that can persist for many years, representing the potential for immediate regrowth after control, and the need for prolonged higher levels of management funding until these tuber “banks” are depleted. The estimated tuber bank has continued to be reduced from historically higher levels.

Most of the aquatic plant control achieved by the FWC is through the use of herbicides registered for use in water by the U.S. Environmental Protection Agency and the Florida Department of Agriculture and Consumer Services. The FWC authorizes herbicide use for aquatic plant control under coverage of Generic Permit #FLG510039-IWPG issued by the Florida Department of Environmental Protection pursuant to National Pollutant Discharge Elimination System (NPDES) regulations. The Generic Permit requires entities responsible for applying herbicides to waters of the U.S. to take measures to reduce herbicide use where appropriate. The FWC meets this obligation by practicing proactive management and integrating non-chemical technologies where possible under maintenance control programs to keep invasive and nuisance plants under control in Florida public waters. The

FWC continues to meet management objectives for these species while reducing overall control expenditures and herbicide use. When the highest priority species are under maintenance control, additional funding can be directed toward managing emergent and upland invasive plant species to further conserve or enhance fish and wildlife habitats.

## Year in Review - Fiscal Year 2021 - 2022

- **Invasive non-native plants** were reported in 97.2% of Florida's 462 surveyed public lakes and rivers that comprise 1.27 million acres of fresh water.
- Eradicating established invasive aquatic plant populations has proven nearly impossible; therefore, routine maintenance is needed to suppress invasive plants at low levels to sustain attributes like navigation, flood control, and recreation while conserving native plant habitat.
- **Floating water hyacinth and water lettuce**, two of the world's fastest growing plants, covered as much as 125,000 acres of Florida public waters as recently as 1959 and therefore are the FWC's highest management priorities.
- These plants were present in 278 public lakes and rivers in 2022 covering about 3,400 acres. 87.4% of the floating plant populations reported in 2022 covered 10 acres or less. (Figure 1)
- Managers spent approximately \$3.28 million controlling 3,400 acres of floating invasive plants in Florida public lakes and rivers during FY 2021 - 2022 (Tables 1-3).
- **Submersed hydrilla**, imported during the 1950s as an aquarium plant, is capable of growing several inches per day filling the water column and covering the surface of water bodies that are not frequently and routinely managed.
- Insufficient funding allowed hydrilla to evolve into statewide water and habitat management crises by the middle 1990s infesting about 100,000 acres in 365 (80%) of Florida's public lakes and rivers. Sufficient, recurring funding and improved technology aided by FWC-funded research enabled managers to reduce hydrilla to about 45,675 acres in 2022. (Figure 4)
- Hydrilla was reported in 177 public waters in 2022 and was managed to target goals in all of Florida's public lakes and rivers; however, tubers infest about 72,887 acres and represent the potential for immediate regrowth.
- 70.6 % of the hydrilla populations reported in 2022 covered 10 acres or less (Figure 3). 43.1 % of the hydrilla reported in 2022 occurred in the four lakes of the Kissimmee Chain of Lakes, among Florida's largest and most important multi-purpose waterways.
- Managers spent \$13 million controlling 24,053 acres of hydrilla in Florida public lakes and rivers during FY 2021 - 2022 to conserve the multiple uses of these resources (Tables 1-3).
- The Florida Exotic Pest Plant Council lists **12 Category I invasive plants**, capable of disrupting aquatic ecosystems and causing harm in Florida public waters. 10 Category I plant species in addition to hydrilla, water hyacinth were detected covering about 16,668 acres in 94 % of Florida's public waters in 2022.

- \$1.96 million were spent managing about 4,097 acres of aquatic plants other than hydrilla and floating plants during FY 2021 - 2022 (Tables 1-3), most for the control of tussock-forming plants like bur head sedge, exotic ludwigia, frog's bit and tropical American water grass in Florida's waters to conserve fish and wildlife habitat and navigation in the extensive marsh systems of these waters.

## Fiscal Year 2021 - 2022 Management Statistics

**Table 1: Treatment Expenditures and Acres of Aquatic Plants Treated in Florida Public Waters during Fiscal Year 2021 - 2022 by Region**

<b>Expenditures</b>	<b>Northwest</b>	<b>S. Florida</b>	<b>St. Johns</b>	<b>Suwannee</b>	<b>Southwest</b>	<b>TOTAL</b>
Admin	\$0	\$90,981	\$27,340	\$0	\$24,259	<b>\$142,580</b>
Floating	\$42,271	\$2,202,371	\$483,866	\$60,686	\$495,464	<b>\$3,284,658</b>
Hydrilla	\$43,136	\$2,644,739	\$8,179,668	\$86,380	\$2,041,915	<b>\$12,995,837</b>
Other	\$129,433	\$369,684	\$107,135	\$19,041	\$1,189,638	<b>\$1,814,931</b>
<b>TOTAL</b>	<b>\$214,840</b>	<b>\$5,307,775</b>	<b>\$8,798,009</b>	<b>\$166,106</b>	<b>\$3,751,276</b>	<b>\$18,238,006</b>

<b>Acres</b>	<b>Northwest</b>	<b>S. Florida</b>	<b>St. Johns</b>	<b>Suwannee</b>	<b>Southwest</b>	<b>TOTAL</b>
Floating	198.5	13,564.5	4,424.8	453.9	3,659.0	<b>22,300.7</b>
Hydrilla	197.3	4,116.7	14,395.6	1,880.2	3,462.6	<b>24,052.4</b>
Other	537.3	1,254.7	568.1	140.5	1,596.3	<b>4,096.9</b>
<b>TOTAL</b>	<b>933.1</b>	<b>18,935.9</b>	<b>19,388.5</b>	<b>2,474.6</b>	<b>8,717.9</b>	<b>50,450.0</b>



**Table 2: Federal and State Funds Expended during Fiscal Year 2021 - 2022 to control Aquatic Plants in Florida Public Water Bodies.**

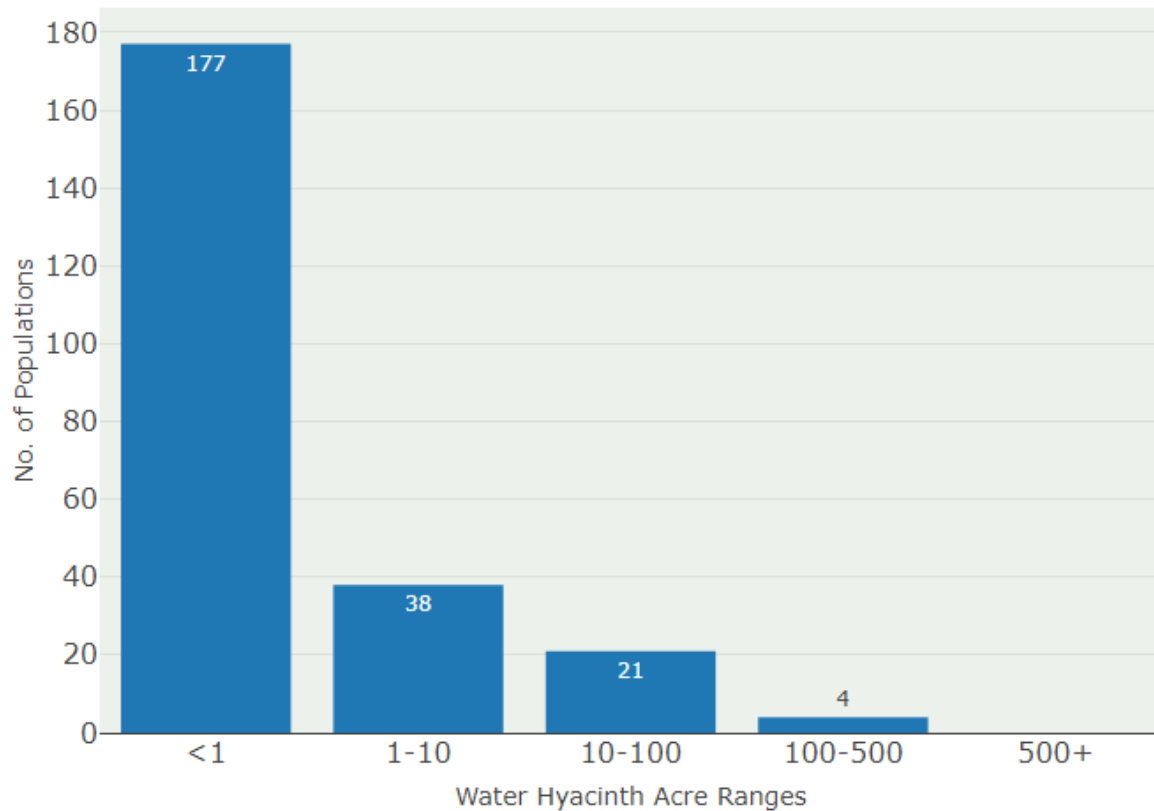
<b>Plant</b>	<b>Federal</b>	<b>State</b>	<b>Federal+State</b>
<b>Floating</b>	\$0	\$3,284,658	\$3,284,658
<b>Hydrilla</b>	\$0	\$12,995,837	\$12,995,837
<b>Other Plants</b>	\$0	\$1,814,931	\$1,814,931
<b>Administrative</b>	\$0	\$142,580	\$142,580
<b>TOTAL</b>	<b>\$0</b>	<b>\$18,238,006</b>	<b>\$18,238,006</b>

**Table 3: Acres of Aquatic Plants treated and associated expenditures in Florida Public Waters during Fiscal Year 2021-2022 listed by Plant Type.**

<b>Plant</b>	<b>Acres Treated</b>	<b>Expenditures</b>
Hydrilla	24,053	\$12,995,837
Floating Plants	22,301	\$3,284,658
Floating Islands	434	\$935,794
Burhead Sedge	1,874	\$318,597
Wrights Nutrush	109	\$110,456
Tropical American Water Grass	280	\$59,111
Large-flower primrose-willow	237	\$52,069
Crested Floating Heart	75	\$44,734
W. Indian Marsh Grass	147	\$23,044
Paragrass	89	\$20,450
Hygrophila	34	\$8,129
Torpedo grass	21	\$3,868
Giant Salvinia	14	\$2,781
Wild Taro	< 1	\$71
Water Spinach	< 1	\$46
Other plants	783	\$235,783
Survey/Admin	n/a	\$142,580
<b>TOTAL</b>	<b>50,450</b>	<b>\$18,238,006</b>

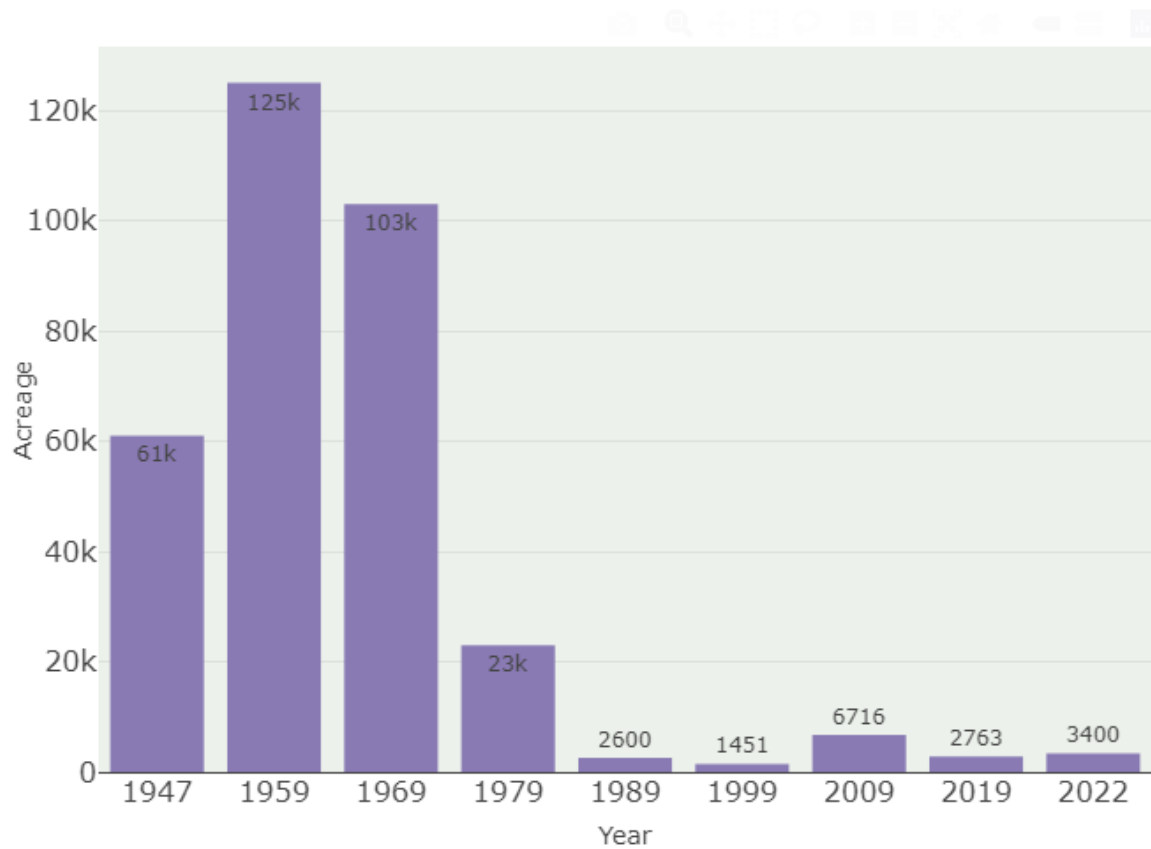
## Water Hyacinth

**Figure 1: Number of Public Lakes and Rivers in which Water Hyacinth was reported in 2021 - 2022, reported by Range of Population Size.**



156 of the 240 Water Hyacinth populations reported in 2022 covered less than one acre. Waters with larger floating plant levels reported in 2022 are high priorities to maintain control in 2022.

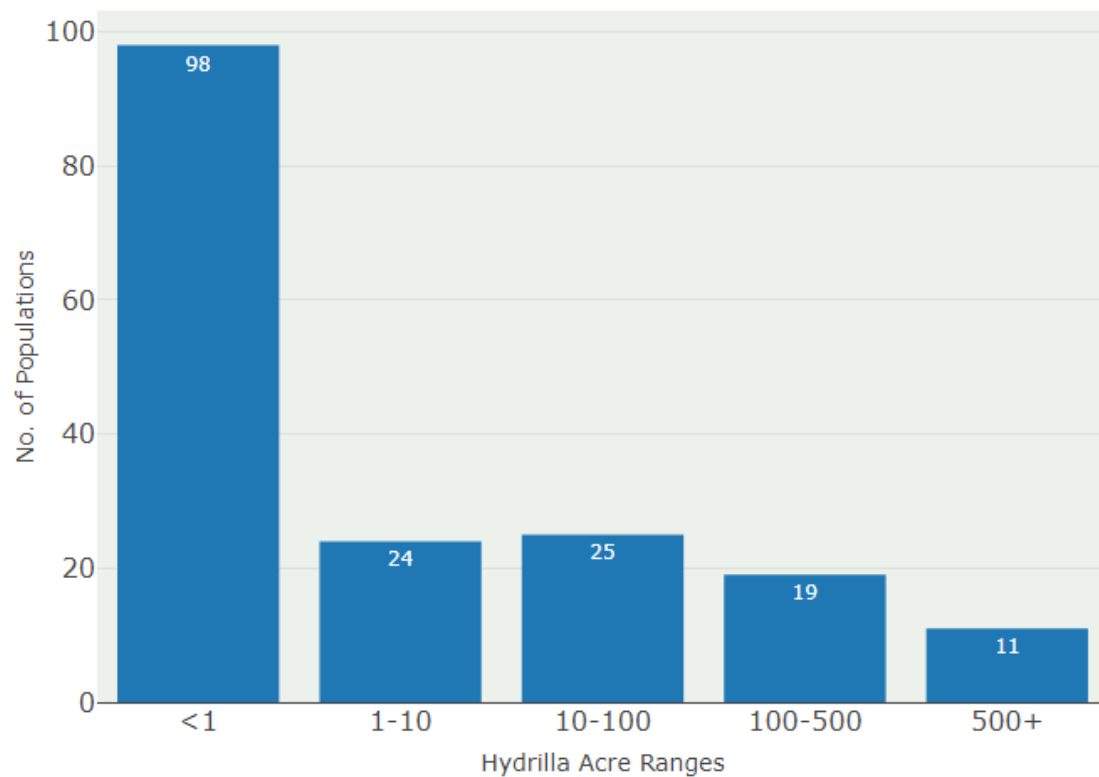
**Figure 2: Acres of Water Hyacinth Reported in Florida Public Lakes and Rivers from 1947-2022.**



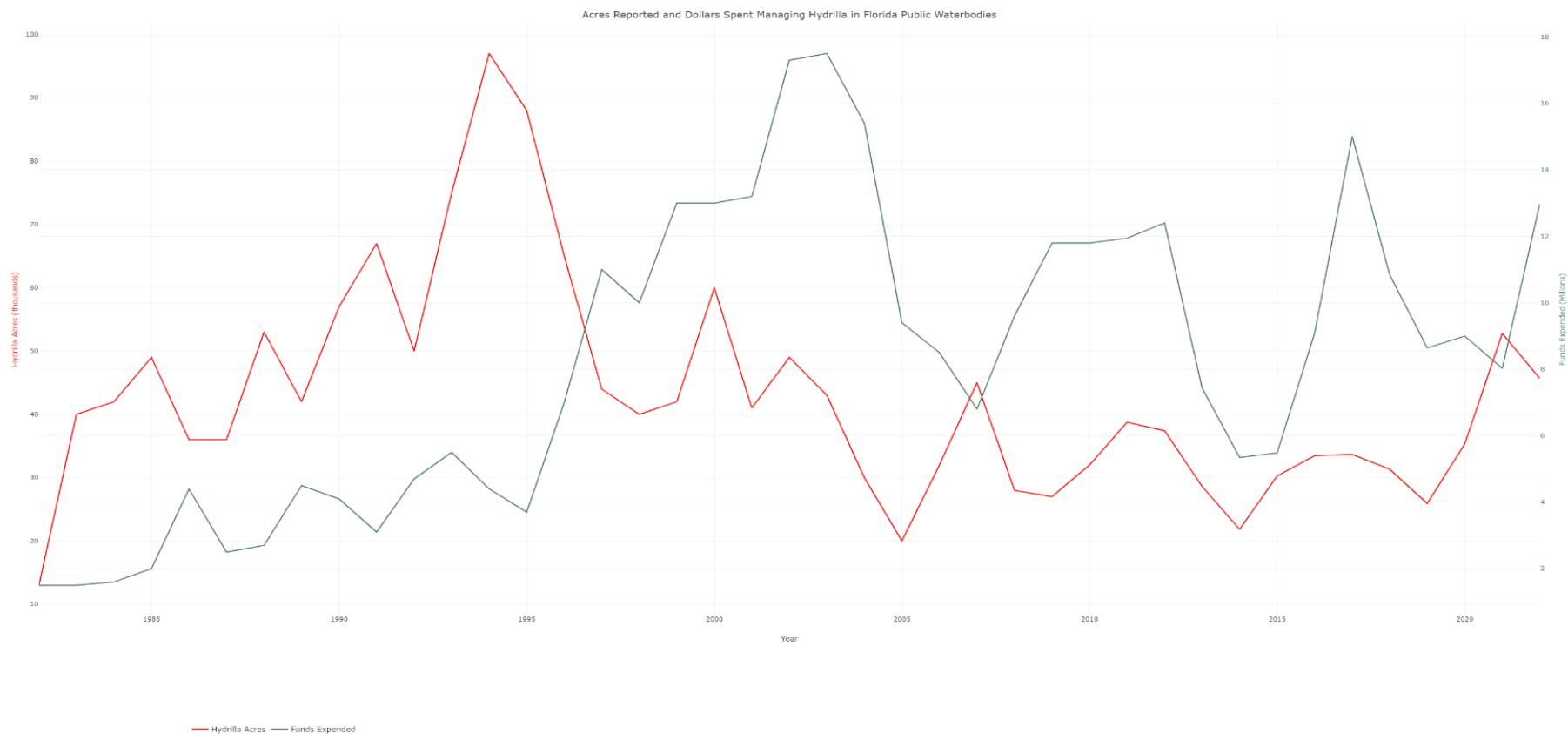
Water hyacinth reached its apex, covering more than 125,000 acres in 1959. Frequent and consistent management efforts coordinated on a statewide basis have allowed managers to reduce the standing crops of water hyacinth and water lettuce to low levels where they do not impair the multiple uses of Florida waters.

## Hydrilla

**Figure 3: Number of Public Lakes and Rivers in which Hydrilla was reported in 2022; Reported by range of population size.**



139 of the 177 hydrilla populations reported in 2022 covered less than 10 acres, signifying that most are under maintenance control or have met target goals and are at very low levels. Populations exceeding 100 acres are the higher management priorities for 2022.



**Figure 4: Acres Reported and Dollars Spent Managing Hydrilla in Florida Public Lakes and Rivers from 1982-2022.**

When funds are sufficient, hydrilla can be managed at a low level. When funds decline, hydrilla expands to a high level requiring additional recurring funding for control. Hydrilla reached its apex in Florida public waters in 1994, covering nearly 100,000 acres. Although the standing crop in the collective 177 waters in which hydrilla was reported in 2022 totaled about 45,675 acres, underground tubers, that represent hydrilla's ability to immediately sprout and refill the water column, are estimated at about 72,887 acres.

Table 4. Plants Controlled and Management Expenditures by Waterbody in Florida Public Waters during Fiscal Year 2021 - 2022

Key	Description
Waterbody	Name of public waterbody
Waterbody Acres	Surface acres of public waterbody
Contractor	Agency or company that conducts aquatic plant management
AA	Applied Aquatic Management, Inc.
AVC	Aquatic Vegetation Control, Inc.
Brevard	Brevard County
CAS	Coastal Air Services
Citrus	Citrus County
CLR	CLR Aquatic Weed Control, Inc.
FL Env.	Florida Environmental Consultants, Inc.
Highlands	Highlands County
Lake	Lake County
Orange	Orange County
Palm Beach	Palm Beach County
Polk	Polk County
SFWMD	South Florida Water Management District
SJRWMD	St. Johns River Water Management District
SWFWMD	Southwest Florida Water Management District
TAH	Texas Aquatic Harvesting
USACE	U.S. Army Corps of Engineers
Winter Park	City of Winter Park
County	County in which the waterbody lies (Note: many water bodies lie in more than one county, for example: the St. John's River lies in 11 counties, but for convenience has been assigned to St. Johns County)

Key	Description
WMD	Water Management District in which the waterbody lies
Plant Type	Name of plant (note: floating plants=water hyacinth and/or water lettuce)
FY2021-2022 Acres Treated	Sum of acres of plants managed during fiscal year 2021-2022
FY2021-2022 Dollars Spent	Sum of dollars spent managing plants, including assessment and monitoring, during fiscal year 2021-2022
*	Costs associated solely with survey/inspection of waters or snagging of trees where acreage is not reported
**	Zero dollar costs from FWC staff labor or donated time from other gov't cooperators



Waterbody	Waterbody Acres	County	Contractor	WMD	Plant Type	FY 2021-2022 Acres Treated	FY 2021-2022 Dollars Expended
Adelaide, Lake	98	HIGHLANDS	Highlands	SWFWMD	Admin admin	0*	\$256.44
					Cyperus blepharoleptos	0.5	\$142.23
					Hydrilla verticillata	0.5	\$456.48
					Ludwigia octovalvis/peruviana	0.275	\$140.81
					Sacciolepis striata	0.275	\$76.57
Agnes, Lake	386	POLK	Polk	SWFWMD	Cyperus blepharoleptos	1	\$252.57
					Floating Plants	2	\$680.74
Alafia River	371	HILLSBOROUGH	SWFWMD	SWFWMD	Cyperus blepharoleptos	4	\$690.71
					Floating Plants	4	\$690.71
Alexander Springs	185	LAKE	Lake	SJRWMD	Admin admin	0*	\$175.04
					Floating Plants	130	\$7,633.86
Alfred, Lake	736	POLK	Polk	SWFWMD	Admin admin	0*	\$132.29
					Cyperus blepharoleptos	12	\$1,525.08
Alligator Lake	918	COLUMBIA	FL Env	SRWMD	Cyperus blepharoleptos	0.25	\$56.86
					Floating Plants	107.25	\$11,397.17
					Hydrilla verticillata	39.88	\$47,722.93
					Ludwigia grandiflora hexapetala	1	\$395.38
					Polygonum glabrum	1	\$216.16
			FWC-IPM		Hydrilla verticillata	918	\$2,205
Alligator Lake	3406	OSCEOLA	SFWMD	SFWMD	Admin admin	0*	\$648.63
					Cyperus blepharoleptos	28	\$5,919.2
					Floating Plants	0*	\$240

Waterbody	Waterbody Acres	County	Contractor	WMD	Plant Type	FY 2021-2022 Acres Treated	FY 2021-2022 Dollars Expended
Alto, Lake	540	ALACHUA	FL Env	SRWMD	Cyperus blepharoleptos	0.25	\$36.44
					Floating Plants	0.25	\$36.44
					Ludwigia grandiflora hexapetala	1.5	\$251.44
Annie, Lake	539	POLK	Polk	SWFWMD	Cyperus blepharoleptos	9	\$9,042.55
					Floating Plants	2	\$292.88
					Hydrilla verticillata	0.6	\$715.01
Apopka Beauclair Canal	50	LAKE	Lake	SJRWMD	Admin admin	0*	\$327.43
					Cyperus blepharoleptos	7.5	\$366.26
					Floating Plants	126.75	\$9,370.25
					Hydrilla verticillata	89.862	\$51,976.27
Apopka, Lake	30671	ORANGE	CAS	SJRWMD	Hydrilla verticillata	3,854	\$969,655
			FWC-IPM		Hydrilla verticillata	0*	\$644.54
			Lake		Admin admin	0*	\$7,495.87
					Floating Plants	205.5	\$14,325.73
					Hydrilla verticillata	386.62	\$475,249.5
			SJRWMD		Hydrilla verticillata	1,000	\$580,950
Apthorpe, Lake	219	HIGHLANDS	Highlands	SWFWMD	Cyperus blepharoleptos	0.25	\$133.36
					Hydrilla verticillata	0.5	\$502.59
					Ludwigia octovalvis/peruviana	0.275	\$140.81
					Panicum repens	0.275	\$76.57
Arbuckle Creek	120	HIGHLANDS	Highlands	SFWMD	Floating Plants	149	\$29,555.5

Waterbody	Waterbody Acres	County	Contractor	WMD	Plant Type	FY 2021-2022 Acres Treated	FY 2021-2022 Dollars Expended
					Hymenachne amplexicaulis	53.9	\$9,617.55
					Trees (blocking navigation)	0*	\$20,589.1
Arbuckle, Lake	3828	POLK	Polk	SFWMD	Admin admin	0*	\$337.52
					Floating Plants	146	\$21,271.77
					Hydrilla verticillata	0*	\$522.12
					Hymenachne amplexicaulis	43	\$5,497.17
Ariana, Lake	1026	POLK	Polk	SWFWMD	Hydrilla verticillata	0*	\$183.94
Ashby, Lake	1030	VOLUSIA	AA	SJRWMD	Cyperus blepharoleptos	16	\$1,786.61
					Floating Plants	39.5	\$5,731.89
					Panicum repens	0.5	\$224.71
August, Lake	52	HIGHLANDS	Highlands	SWFWMD	Floating Plants	0.25	\$133.36
Baldwin, Lake	196	ORANGE	Winter Park	SJRWMD	Cyperus blepharoleptos	0.4	\$414.37
					Hydrilla verticillata	0.75	\$1,291.05
Banana Lake	342	POLK	Polk	SWFWMD	Floating Plants	90	\$12,980.5
					Hydrilla verticillata	0*	\$220.51
Bay County Salvinia Areas	4	BAY	FWC-IPM	NWFWMD	Salvinia molesta	0.04	\$0**
Bayou Chico	235	ESCAMBIA	Florida Environmental Consultants(Northwest)	NWFWMD	Salvinia molesta	0.5	\$620.9
			FWC-IPM		Salvinia molesta	1.8	\$0**
Beakman Lake	94	LAKE	Lake	SJRWMD	Admin admin	0*	\$119.78
Beauclair, Lake	1111	LAKE	Lake	SJRWMD	Cyperus blepharoleptos	1.5	\$64.05

Waterbody	Waterbody Acres	County	Contractor	WMD	Plant Type	FY 2021-2022 Acres Treated	FY 2021-2022 Dollars Expended
					Floating Plants	6.875	\$957.45
Bill Evers Reservoir	269	MANATEE	AA	SWFWMD	Floating Plants	7	\$880.11
Black Creek Stillwater Canal	225	WALTON	Florida Environmental Consultants(Northwest)	NFWFMD	Floating Plants	27	\$7,207.8
Blanche, Lake	121	ORANGE	AA	SFWMD	Hydrilla verticillata	17	\$20,937.96
			Orange		Hydrilla verticillata	4.9	\$5,655.73
Blue Cypress Lake	6555	INDIAN RIVER	SJRWMD	SJRWMD	Floating Plants	126	\$12,783.92
Blue Lake	62	VOLUSIA	AA	SJRWMD	Cyperus blepharoleptos	3.5	\$319.62
					Floating Plants	0.5	\$62.11
Blue, Lake	118	POLK	Polk	SWFWMD	Admin admin	0*	\$136.92
Bobby Hicks Pond	25	HILLSBOROUGH	AA	SWFWMD	Floating Plants	3	\$322.32
					Tussocks	1	\$30.54
Boggy Creek	360	NASSAU	FL Env	SJRWMD	Floating Plants	1.5	\$810.64
					Ludwigia grandiflora hexapetala	0.75	\$321.3
Bonnet, Lake	260	HIGHLANDS	Highlands	SWFWMD	Cyperus blepharoleptos	0.25	\$133.36
					Floating Plants	0.25	\$133.36
Bonny, Lake	354	POLK	Polk	SWFWMD	Floating Plants	1	\$355.34
					Hydrilla verticillata	10.994	\$6,877.24
Braden River	220	MANATEE	AA	SWFWMD	Cyperus blepharoleptos	3	\$349.79
					Floating Plants	36	\$3,631.01
Bryant, Lake	767	MARION	FL Env	SJRWMD	Hydrilla verticillata	2.35	\$950.32
Buckeye Lake	71	POLK	Polk	SWFWMD	Floating Plants	2	\$474.52
					Hydrilla verticillata	3.825	\$2,562.2

Waterbody	Waterbody Acres	County	Contractor	WMD	Plant Type	FY 2021-2022 Acres Treated	FY 2021-2022 Dollars Expended
Buffum, Lake	1543	POLK	Polk	SWFWMD	Cyperus blepharoleptos	2	\$341.85
					Floating Plants	8	\$1,962.87
Bugg Springs	7	LAKE	Lake	SJRWMD	Admin admin	0*	\$27.96
					Cyperus blepharoleptos	1	\$62.27
					Floating Plants	6.75	\$882.96
					Hydrocotyle spp	0.5	\$54.37
Butler, Lake	1665	ORANGE	Orange	SFWMD	Hydrilla verticillata	0.8	\$3,955.61
Butler, Lake	420	UNION	FL Env	SRWMD	Cyperus blepharoleptos	0.25	\$149.39
					Floating Plants	0.5	\$281.32
					Ludwigia grandiflora hexapetala	1.5	\$440.38
Cannon Lake	336	POLK	Polk	SWFWMD	Floating Plants	2	\$323.29
					Hydrilla verticillata	16.91	\$13,533.24
Carlton, Lake	382	ORANGE	Lake	SJRWMD	Floating Plants	3.125	\$881.77
Carrie, Lake	65	HIGHLANDS	Highlands	SWFWMD	Colocasia esculenta	0.25	\$71.11
					Floating Plants	0.25	\$71.11
Carter Road	150	POLK	Polk	SWFWMD	Floating Plants	17	\$2,998.33
Center, Lake	410	OSCEOLA	SFWMD	SFWMD	Admin admin	0*	\$147.44
					Cyperus blepharoleptos	8	\$1,759.86
					Floating Plants	5	\$1,239.35
					Ludwigia grandiflora hexapetala	0*	\$189.11
Charles, Lake	352	MARION	FL Env	SJRWMD	Cyperus blepharoleptos	0.75	\$175.51
					Floating Plants	0.75	\$174.89

Waterbody	Waterbody Acres	County	Contractor	WMD	Plant Type	FY 2021-2022 Acres Treated	FY 2021-2022 Dollars Expended
Chase, Lake	135	ORANGE	Orange	SFWMD	Hydrilla verticillata	0*	\$532.79
Chassahowitzka River	1000	CITRUS	Citrus	SWFWMD	Hydrilla verticillata	2	\$1,951.72
Cherry Lake	479	MADISON	FL Env	SRWMD	Floating Plants	1.25	\$218
					Hydrilla verticillata	30	\$30,075
Cherry, Lake	396	LAKE	Lake	SJRWMD	Floating Plants	0.75	\$175.49
					Ludwigia grandiflora hexapetala	4.75	\$1,115.73
Chipola River	290	JACKSON	Florida Environmental Consultants(Northwest)	NWFWMD	Floating Plants	1	\$290.29
Clark Lake	182	BREVARD	Brevard	SJRWMD	Hymenachne amplexicaulis	1	\$167.93
Clarke, Lake	33	PALM BEACH	Palm Beach	SFWMD	Floating Plants	28	\$6,676.75
Clay Lake	467	HIGHLANDS	Highlands	SWFWMD	Cyperus blepharoleptos	0.25	\$133.36
					Floating Plants	0.25	\$133.36
					Hydrilla verticillata	0.5	\$502.59
Clear Lake	339	ORANGE	AA	SFWMD	Cyperus blepharoleptos	1	\$215.13
					Panicum repens	1	\$169.92
			FWC-IPM		Hydrilla verticillata	75	\$330.75
Clearwater Lake	37	PUTNAM	FL Env	SRWMD	Cyperus blepharoleptos	0.25	\$20.64
					Floating Plants	0.5	\$194.17
Clinch, Lake	1207	POLK	Polk	SWFWMD	Cyperus blepharoleptos	2	\$467.16
					Floating Plants	3	\$588.78
Columbus Bayou	2	GULF	Florida Environmental Consultants(Northwest)	NWFWMD	Floating Plants	3	\$1,050.08

Waterbody	Waterbody Acres	County	Contractor	WMD	Plant Type	FY 2021-2022 Acres Treated	FY 2021-2022 Dollars Expended
Conine, Lake	236	POLK	Polk	SWFWMD	Cyperus blepharoleptos	0.5	\$212.85
					Hydrilla verticillata	112.9	\$88,825.13
Conway, Lake	1767	ORANGE	Orange	SJRWMD	Hydrilla verticillata	15.1	\$20,125.81
Cook, Lake	20	LAKE	Lake	SJRWMD	Admin admin	0*	\$85.41
Coon Lake	148	OSCEOLA	SFWMD	SFWMD	Admin admin	0*	\$67.34
					Cyperus blepharoleptos	8	\$1,780.37
Corbett WMA ponds	12	PALM BEACH	AVC	SFWMD	Azolla pinnata	5	\$1,070.87
					Floating Plants	18	\$3,933.7
					Nuphar advena	3	\$733.14
					Nymphoides cristata	7	\$1,988.31
Crescent Lake	143	LAKE	Lake	SJRWMD	Admin admin	0*	\$87.04
					Floating Plants	0.25	\$70.01
					Hydrilla verticillata	0.075	\$180.97
Crooked Lake	5538	POLK	Polk	SFWMD	Admin admin	0*	\$659.76
					Cyperus blepharoleptos	31	\$4,498
					Floating Plants	36	\$6,375.12
					Hydrilla verticillata	0*	\$131.74
					Hymenachne amplexicaulis	6	\$851.58
Crooked River	900	FRANKLIN	Florida Environmental Consultants(Northwest)	NWFWMD	Azolla pinnata	4.25	\$4,068.33
			FWC-IPM		Azolla pinnata	1.1	\$0**
Crosby Lake	558	BRADFORD	FL Env	SRWMD	Ludwigia grandiflora hexapetala	1.5	\$365.27

Waterbody	Waterbody Acres	County	Contractor	WMD	Plant Type	FY 2021-2022 Acres Treated	FY 2021-2022 Dollars Expended
Crystal River	1650	CITRUS	Citrus	SWFWMD	Filamentous algae	0*	\$3,680.66
					Lyngbya spp	0*	\$2,607.86
Crystal, Lake	31	POLK	Polk	SWFWMD	Floating Plants	1	\$164.59
Cypress Lake	4097	OSCEOLA	AA	SFWMD	Floating Plants	98.5	\$21,143.23
					Ludwigia grandiflora hexapetala	25	\$4,865.75
			CAS		Hydrilla verticillata	272	\$185,327.9
			SFWMD		Admin admin	0*	\$1,787.5
					Floating Plants	64.57	\$13,028.05
					Ludwigia grandiflora hexapetala	17.53	\$5,070.07
Cypress Lake	21	VOLUSIA	AA	SJRWMD	Cyperus blepharoleptos	0.75	\$150.3
					Ludwigia octovalvis/peruviana	1	\$159.42
					Tussocks	0.75	\$106.03
Daisy, Lake	133	POLK	Polk	SWFWMD	Admin admin	0*	\$206.97
					Floating Plants	0.5	\$114.2
Dal Housie, Lake	243	LAKE	Lake	SJRWMD	Admin admin	0*	\$41.93
Damon Lake	282	HIGHLANDS	Highlands	SWFWMD	Admin admin	0*	\$256.44
					Cyperus blepharoleptos	1.25	\$231.06
					Floating Plants	0.25	\$71.11
					Hydrilla verticillata	0.5	\$490.86
David, Lake	50	LAKE	Lake	SJRWMD	Cyperus blepharoleptos	0.125	\$176.55



Waterbody	Waterbody Acres	County	Contractor	WMD	Plant Type	FY 2021-2022 Acres Treated	FY 2021-2022 Dollars Expended
Davis Lake	9	BAY	FWC-IPM	NWFWMD	Ceratophyllum demersum	9	\$192.4
Dead River	148	LAKE	Lake	SJRWMD	Admin admin	0*	\$416.05
					Floating Plants	0.75	\$86.99
					Hydrilla verticillata	0.693	\$1,220.53
					Nymphoides cristata	1.75	\$1,793.22
Deaton, Lake	778	SUMTER	SWFWMD	SWFWMD	Cyperus blepharoleptos	17	\$1,577.71
					Hydrilla verticillata	0.4425	\$870.64
Deer Lake	125	POLK	Polk	SWFWMD	Admin admin	0*	\$475.36
					Hydrilla verticillata	37.14	\$21,436.65
					Typha spp	0.5	\$77.07
Deer Point Lake	5000	BAY	Florida Environmental Consultants(Northwest)	NWFWMD	Bacopa caroliniana	10	\$6,173.86
					Salvinia molesta	6.75	\$2,159.64
			FWC-IPM		Cyperus blepharoleptos	1.25	\$0**
					Salvinia molesta	5.05	\$0**
Deeson, Lake	117	POLK	Polk	SWFWMD	Admin admin	0*	\$118.73
					Cyperus blepharoleptos	1	\$252.58
					Hydrilla verticillata	0*	\$125.99
Denham, Lake	269	LAKE	Lake	SJRWMD	Floating Plants	0.25	\$67.07
DeSoto Lakes	56	LEON	Florida Environmental Consultants(Northwest)	NWFWMD	Azolla pinnata	1	\$298.33
			FWC-IPM		Azolla pinnata	0.5	\$0**

Waterbody	Waterbody Acres	County	Contractor	WMD	Plant Type	FY 2021-2022 Acres Treated	FY 2021-2022 Dollars Expended
Dias, Lake	711	VOLUSIA	AA	SJRWMD	Cyperus blepharoleptos	1	\$251.09
					Panicum repens	1.25	\$297.91
Dina, Lake	62	LAKE	Lake	SJRWMD	Admin admin	0*	\$85.4
Dinner Lake	379	HIGHLANDS	Highlands	SWFWMD	Admin admin	0*	\$256.44
					Cyperus blepharoleptos	0.25	\$133.36
					Floating Plants	0.25	\$133.36
					Hydrilla verticillata	1	\$775.48
Disston, Lake	1844	FLAGLER	FL Env	SJRWMD	Cyperus blepharoleptos	1	\$116.97
					Floating Plants	5.5	\$579.81
					Panicum repens	1.5	\$615.9
Dora, Lake	4475	LAKE	Lake	SJRWMD	Admin admin	0*	\$723
					Floating Plants	12.125	\$3,070.37
					Hydrilla verticillata	25.417	\$15,928.34
					Nymphoides cristata	1.375	\$1,358.15
Dorr, Lake	1533	LAKE	Lake	SJRWMD	Admin admin	0*	\$27.96
					Cyperus blepharoleptos	4	\$270.8
					Floating Plants	1.5	\$126.06
Dosson, Lake	12	HILLSBOROUGH	AA	SWFWMD	Aeschynomene fluitans	1.5	\$206.51
Down, Lake	872	ORANGE	Orange	SFWMD	Hydrilla verticillata	5.3	\$7,871.5
Eagle Lake	651	POLK	Polk	SWFWMD	Cyperus blepharoleptos	0.5	\$216.82
					Hydrilla verticillata	6.8	\$6,399.48
Eagle Lake FMA	100	HAMILTON	FL Env	SRWMD	Floating Plants	5.5	\$767.64
East Lake Tohopekaliga	12546	OSCEOLA	SFWMD	SFWMD	Admin admin	0*	\$1,392.8

Waterbody	Waterbody Acres	County	Contractor	WMD	Plant Type	FY 2021-2022 Acres Treated	FY 2021-2022 Dollars Expended
					Cyperus blepharoleptos	91.06	\$14,652.44
					Floating Plants	477.91	\$82,396.17
					Hydrilla verticillata	185.8	\$106,568.5
					Hygrophila polysperma	0*	\$665
					Ludwigia grandiflora hexapetala	20.04	\$4,962.64
Easy, Lake	398	POLK	Polk	SWFWMD	Admin admin	0*	\$125.99
					Floating Plants	1	\$236.53
					Typha spp	0.5	\$163.18
Eaton, Lake	307	MARION	FL Env	SJRWMD	Cyperus blepharoleptos	15	\$1,314.13
					Floating Plants	9	\$844.73
					Tussocks	3	\$370.32
Echo, Lake	69	POLK	Polk	SWFWMD	Cyperus blepharoleptos	0.5	\$116.17
					Hydrilla verticillata	17.85	\$11,317.18
Ed Medard Reservoir	647	HILLSBOROUGH	SWFWMD	SWFWMD	Floating Plants	70	\$13,372.9
					Hydrilla verticillata	28	\$15,516.17
Elbert, Lake	173	POLK	Polk	SWFWMD	Hydrilla verticillata	172.45	\$269,744
Eloise, Lake	1160	POLK	Polk	SWFWMD	Floating Plants	4	\$840.73
					Hydrilla verticillata	0.35	\$629.4
Emma, Lake	175	LAKE	Lake	SJRWMD	Cyperus blepharoleptos	0.125	\$70.64
					Floating Plants	0.25	\$80.89
Eustis, Lake	7806	LAKE	Lake	SJRWMD	Admin admin	0*	\$1,484.99
					Floating Plants	27.875	\$3,893.69

Waterbody	Waterbody Acres	County	Contractor	WMD	Plant Type	FY 2021-2022 Acres Treated	FY 2021-2022 Dollars Expended
					Hydrilla verticillata	84.083	\$65,792.3
					Nymphoides cristata	4.375	\$4,410.98
Eva Lake	176	POLK	Polk	SWFWMD	Admin admin	0*	\$88.68
					Hydrilla verticillata	139.1	\$68,815.58
Fairview, Lake	401	ORANGE	AA	SJRWMD	Cyperus blepharoleptos	0.125	\$111.97
					Hydrilla verticillata	0.6	\$462.69
					Nymphoides cristata	1.875	\$1,315.83
Fannie, Lake	829	POLK	Polk	SWFWMD	Cyperus blepharoleptos	1.5	\$860.4
					Hydrilla verticillata	12.79	\$10,734.54
Fish Lake	221	OSCEOLA	AA	SFWMD	Hydrilla verticillata	70	\$64,690.13
			SFWMD		Admin admin	0*	\$90.39
					Floating Plants	4	\$845.6
					Hydrilla verticillata	190	\$42,231.18
Fisheating Creek	280	GLADES	AA	SFWMD	Cyperus blepharoleptos	3	\$593.46
					Floating Plants	49	\$12,469.08
					Urochloa mutica	22	\$2,490.91
Fox Lake	165	BREVARD	AA	SJRWMD	Cyperus blepharoleptos	41	\$6,530.85
					Floating Plants	34.5	\$2,836.61
Francis, Lake	539	HIGHLANDS	Highlands	SWFWMD	Cyperus blepharoleptos	0.25	\$133.36
					Floating Plants	0.25	\$133.36
					Hydrilla verticillata	0.25	\$296.98
Ft. Meade Pits	28	POLK	Polk	SWFWMD	Floating Plants	6	\$1,113.96
Gant, Lake and Canal	150	SUMTER	AA	SWFWMD	Hydrilla verticillata	87.35	\$30,504.05

Waterbody	Waterbody Acres	County	Contractor	WMD	Plant Type	FY 2021-2022 Acres Treated	FY 2021-2022 Dollars Expended
			SWFWMD		Floating Plants	56.66	\$5,634.87
					Hydrilla verticillata	0*	\$6,423.68
Garfield, Lake	655	POLK	Polk	SWFWMD	Floating Plants	29	\$4,442.8
Gatlin, Lake	63	ORANGE	Orange	SJRWMD	Hydrilla verticillata	0*	\$825.42
Gator, Lake	114	POLK	Polk	SWFWMD	Floating Plants	2.5	\$674.06
Gentry, Lake	1791	OSCEOLA	SFWMD	SFWMD	Admin admin	0*	\$825.68
					Cyperus blepharoleptos	8	\$1,725.39
					Floating Plants	33.01	\$6,148.96
Georges Lake	816	PUTNAM	FL Env	SRWMD	Cyperus blepharoleptos	1	\$285.78
					Floating Plants	2.5	\$1,133.8
Gibson, Lake	474	POLK	Polk	SWFWMD	Admin admin	0*	\$251.99
					Floating Plants	7.5	\$1,247.03
					Hydrilla verticillata	0.05	\$253.56
Gleason, Lake	91	VOLUSIA	AA	SJRWMD	Cyperus blepharoleptos	0.25	\$67.6
					Cyperus prolifer	0.25	\$101.67
					Floating Plants	1.5	\$246.5
					Tussocks	1	\$180.82
Glenada, Lake	150	HIGHLANDS	Highlands	SWFWMD	Admin admin	0*	\$341.92
					Cyperus blepharoleptos	0.25	\$133.36
					Floating Plants	0.25	\$133.36
					Hydrilla verticillata	2	\$1,516.6
					Ludwigia octovalvis/peruviana	0.275	\$78.56

Waterbody	Waterbody Acres	County	Contractor	WMD	Plant Type	FY 2021-2022 Acres Treated	FY 2021-2022 Dollars Expended
Grand Lagoon	906	BAY	FWC-IPM	NWFWMD	Floating Plants	0.25	\$0**
Grandin, Lake	350	PUTNAM	FL Env	SRWMD	Cyperus blepharoleptos	1.25	\$383.98
					Floating Plants	1.25	\$511.95
					Hydrilla verticillata	0.1	\$273.9
Grasshopper Lake	213	LAKE	Lake	SJRWMD	Admin admin	0*	\$229.79
Grassy Lake	59	POLK	Polk	SWFWMD	Cyperus blepharoleptos	2	\$384.24
					Hydrilla verticillata	0*	\$75.59
Griffin, Lake	17382	LAKE	Lake	SJRWMD	Admin admin	0*	\$2,314.95
					Cyperus blepharoleptos	8.3125	\$622.5
					Floating Plants	150.61	\$14,150.3
					Hydrilla verticillata	338.978	\$241,185.5
					Tussocks	0.375	\$265.23
			SJRWMD		Cyperus blepharoleptos	3.3	\$634.6
					Floating Plants	38	\$4,194.21
					Tussocks	4.8	\$939.77
Guana River	1800	SAINT JOHNS	FL Env	SJRWMD	Floating Plants	71.5	\$6,041.42
					Typha spp	4	\$825.65
Haines Creek	780	LAKE	Lake	SJRWMD	Admin admin	0*	\$77.12
					Floating Plants	2	\$146.49
Haines, Lake	716	POLK	Polk	SWFWMD	Admin admin	0*	\$322.29
					Floating Plants	24	\$3,836.19
					Hydrilla verticillata	0*	\$306.55
Half Moon Lake	340	MARION	FL Env	SJRWMD	Cyperus blepharoleptos	0.75	\$136.17

Waterbody	Waterbody Acres	County	Contractor	WMD	Plant Type	FY 2021-2022 Acres Treated	FY 2021-2022 Dollars Expended
Hall, Lake	172	LEON	Florida Environmental Consultants(Northwest)	NFWWMD	Azolla pinnata	1	\$836.9
			FWC-IPM		Azolla pinnata	0.1	\$0**
Halls River	100	CITRUS	Citrus	SWFWMD	Filamentous algae	0*	\$516.24
					Lyngbya spp	0*	\$500.02
Hamilton, Lake	2126	POLK	Polk	SWFWMD	Floating Plants	8.5	\$1,274.36
					Hydrilla verticillata	10	\$5,504.83
					Nuphar advena	0.5	\$73.16
Hampton Lake	823	BRADFORD	FL Env	SRWMD	Floating Plants	1	\$243.49
Hancock, Lake	4519	POLK	Polk	SWFWMD	Floating Plants	156.5	\$17,572.32
Hardee Lakes FMA	374	HARDEE	AA	SWFWMD	Cyperus blepharoleptos	1.75	\$534.56
					Floating Plants	0.25	\$51.42
					Ludwigia octovalvis/peruviana	3	\$551.53
					Typha spp	0.5	\$77.12
Harris, Lake	13788	LAKE	CAS	SJRWMD	Hydrilla verticillata	2,280	\$1,847,786
			Lake		Admin admin	0*	\$5,707.78
					Cyperus blepharoleptos	1.5	\$168.05
					Floating Plants	47.125	\$3,970.92
					Hydrilla verticillata	725.954	\$516,102.3
Hart, Lake	1850	ORANGE	SFWMD	SFWMD	Admin admin	0*	\$358.56
					Cyperus blepharoleptos	4	\$1,148.29
Hartridge, Lake	434	POLK	Polk	SWFWMD	Admin admin	0*	\$220.51
					Hydrilla verticillata	0.136	\$223.53

Waterbody	Waterbody Acres	County	Contractor	WMD	Plant Type	FY 2021-2022 Acres Treated	FY 2021-2022 Dollars Expended
Hatchineha, Lake	6665	OSCEOLA	AA	SFWMD	Cyperus blepharoleptos	5	\$1,271.86
					Floating Plants	172	\$38,580.24
					Ludwigia grandiflora hexapetala	47	\$8,595.69
					Nymphoides cristata	34	\$20,241.24
			CAS		Hydrilla verticillata	137	\$62,829.2
			Polk		Floating Plants	10	\$1,708.75
			SFWMD		Admin admin	0*	\$421.24
					Hydrilla verticillata	0*	\$310.29
Helena Run	38	LAKE	Lake	SJRWMD	Admin admin	0*	\$62.28
					Cyperus blepharoleptos	1	\$62.27
					Floating Plants	18	\$1,953.8
Hellen-Blazes, Lake	381	BREVARD	SJRWMD	SJRWMD	Floating Plants	40	\$4,040.94
Hiawatha, Lake	48	LAKE	Lake	SJRWMD	Admin admin	0*	\$34.17
					Cyperus blepharoleptos	2	\$54.4
					Floating Plants	2	\$172.9
					Ludwigia grandiflora hexapetala	6	\$1,039.75
Hillsborough River	800	HILLSBOROUGH	AA	SWFWMD	Floating Plants	126.75	\$18,227.92
					Nymphoides spp., (exotic)	2.75	\$2,100.92
Holdens Pond	80	ALACHUA	FL Env	SJRWMD	Floating Plants	1	\$433.25
					Ludwigia grandiflora hexapetala	0.75	\$293.95



Waterbody	Waterbody Acres	County	Contractor	WMD	Plant Type	FY 2021-2022 Acres Treated	FY 2021-2022 Dollars Expended
					Polygonum glabrum	0.75	\$224.64
Hollingsworth, Lake	356	POLK	Polk	SWFWMD	Hydrilla verticillata	34.88	\$20,885.36
Holly Lake	98	LAKE	Lake	SJRWMD	Admin admin	0*	\$358.63
Homosassa River	800	CITRUS	Citrus	SWFWMD	Filamentous algae	0*	\$2,813.28
					Lyngbya spp	0*	\$1,533.62
Howard, Lake	628	POLK	Polk	SWFWMD	Floating Plants	2.5	\$438.7
Huckleberry Creek	25	FRANKLIN	Florida Environmental Consultants(Northwest)	NWFWMD	Cyperus blepharoleptos	1.5	\$552.75
Hunt, Lake	58	LAKE	Lake	SJRWMD	Floating Plants	0.375	\$303.76
					Ludwigia grandiflora hexapetala	0.5	\$85.83
Hunter's Lake	302	HERNANDO	SWFWMD	SWFWMD	Cyperus blepharoleptos	16	\$2,617.2
					Floating Plants	1.5	\$173.7
					Typha spp	1.6	\$411.87
Hunter, Lake	100	POLK	Polk	SWFWMD	Floating Plants	1	\$260.32
Huntley, Lake	500	HIGHLANDS	Highlands	SWFWMD	Admin admin	0*	\$427.4
					Cyperus blepharoleptos	2.1	\$602.91
					Cyperus prolifer	2.25	\$391.01
					Floating Plants	0.5	\$143.35
					Hydrilla verticillata	1	\$809.86
Iamonia, Lake	5757	LEON	Florida Environmental Consultants(Northwest)	NWFWMD	Azolla pinnata	9	\$4,259.58
					Cyperus blepharoleptos	101.5	\$24,283.42

Waterbody	Waterbody Acres	County	Contractor	WMD	Plant Type	FY 2021-2022 Acres Treated	FY 2021-2022 Dollars Expended
					Floating Plants	38	\$9,948.84
Ida, Lake	159	PALM BEACH	Palm Beach	SFWMD	Floating Plants	21	\$6,996.64
Idyl, Lake	20	POLK	Polk	SWFWMD	Admin admin	0*	\$37.79
					Cyperus blepharoleptos	1	\$136.83
					Floating Plants	0.5	\$175.69
Idylwild, Lake	102	POLK	Polk	SWFWMD	Admin admin	0*	\$125.99
					Floating Plants	1	\$222.28
					Hydrilla verticillata	2.79	\$1,909.7
Isabell, Lake	95	HIGHLANDS	Highlands	SWFWMD	Cyperus blepharoleptos	2	\$373.14
					Floating Plants	1	\$304.09
					Hydrilla verticillata	0.5	\$456.48
					Ludwigia octovalvis/peruviana	0.55	\$133.09
Isleworth Lake	56	ORANGE	Orange	SFWMD	Hydrilla verticillata	0*	\$389.77
					Hygrophila polysperma	0.6	\$506.21
Istokpoga, Lake	27692	HIGHLANDS	Highlands	SFWMD	Admin admin	0*	\$2,231.63
					Cyperus blepharoleptos	166	\$28,580.98
					Floating Plants	854	\$133,804.4
Jackson, Lake	3400	HIGHLANDS	Highlands	SWFWMD	Admin admin	0*	\$512.88
					Cyperus blepharoleptos	0.5	\$328.98
					Floating Plants	0.5	\$328.98
					Hydrilla verticillata	0.25	\$262.62
Jackson, Lake	1020	OSCEOLA	AA	SFWMD	Hydrilla verticillata	213	\$125,263

Waterbody	Waterbody Acres	County	Contractor	WMD	Plant Type	FY 2021-2022 Acres Treated	FY 2021-2022 Dollars Expended
			SFWMD		Admin admin	0*	\$889.54
					Floating Plants	271.54	\$54,944.25
Jessamine, Lake	306	ORANGE	Orange	SJRWMD	Hydrilla verticillata	0*	\$852.52
Jessie, Lake	190	POLK	Polk	SWFWMD	Cyperus blepharoleptos	2	\$293
					Hydrilla verticillata	9.28	\$5,827.02
Jessup, Lake	10011	SEMINOLE	AA	SJRWMD	Floating Plants	212.5	\$31,937.83
					Hymenachne amplexicaulis	0.5	\$173.43
					Ludwigia grandiflora hexapetala	22	\$4,192.19
John Wood, Lake	250	POLK	Polk	SWFWMD	Floating Plants	26	\$4,142.84
Johns Lake	2417	ORANGE	FWC-IPM	SJRWMD	Hydrilla verticillata	1,500	\$1,764
			Lake		Admin admin	0*	\$729.81
					Cyperus blepharoleptos	10	\$614.56
					Floating Plants	91	\$6,552.58
					Hydrilla verticillata	486.702	\$1,128,759
Jones Loop Rd Right-of-Way	1	CHARLOTTE	AA	SWFWMD	Ipomoea aquatica	0.25	\$45.66
Josephine, Lake	1236	HIGHLANDS	Highlands	SWFWMD	Cyperus blepharoleptos	47	\$8,591.42
					Floating Plants	134	\$22,607.36
Juliana, Lake	926	POLK	Polk	SWFWMD	Floating Plants	15	\$2,001.1
					Hydrilla verticillata	29.65	\$17,829.65
June-In-Winter, Lake	3504	HIGHLANDS	Highlands	SWFWMD	Admin admin	0*	\$267.36
					Floating Plants	0.5	\$713.03

Waterbody	Waterbody Acres	County	Contractor	WMD	Plant Type	FY 2021-2022 Acres Treated	FY 2021-2022 Dollars Expended
					Hydrilla verticillata	0.5	\$539.29
Kerr, Lake	2830	MARION	FL Env	SJRWMD	Cyperus blepharoleptos	4.5	\$942.04
					Floating Plants	5.5	\$1,058.6
					Panicum repens	0.0625	\$82.88
Kissimmee River	4240	OSCEOLA	AA	SFWMD	Cyperus blepharoleptos	7	\$726.83
					Floating Plants	564.75	\$89,577.57
			SFWMD		Admin admin	0*	\$402.67
Kissimmee, Lake	34948	OSCEOLA	AA	SFWMD	Cyperus blepharoleptos	49	\$6,485.37
					Floating Plants	2,001	\$301,635.1
			Polk		Floating Plants	12	\$2,250.01
			SFWMD		Admin admin	0*	\$427.99
					Floating Plants	5.5	\$829.65
Lafayette Lake	2000	LEON	Florida Environmental Consultants(Northwest)	NWFWMD	Cyperus blepharoleptos	21	\$5,866.07
					Floating Plants	1.5	\$598.65
					Nuphar advena	0.5	\$116.15
					Nymphaea odorata	2	\$388.64
					Pontederia cordata	2.5	\$678.83
Laurie Lake	7	GADSDEN	FWC-IPM	NWFWMD	Salvinia molesta	0.26	\$0**
Lawne, Lake	156	ORANGE	AA	SJRWMD	Cyperus blepharoleptos	1.5	\$379.96
					Floating Plants	4	\$756.48

Waterbody	Waterbody Acres	County	Contractor	WMD	Plant Type	FY 2021-2022 Acres Treated	FY 2021-2022 Dollars Expended
					Ludwigia octovalvis/peruviana	1.5	\$220.55
					Panicum repens	0.5	\$92.19
					Typha spp	0.1	\$48.2
					Urochloa mutica	0.15	\$34.63
Lelia, Lake	165	HIGHLANDS	Highlands	SWFWMD	Admin admin	0*	\$170.96
					Floating Plants	0.25	\$200.35
					Hydrilla verticillata	0.5	\$456.48
Lena, Lake	207	POLK	Polk	SWFWMD	Admin admin	0*	\$56.7
Letta Lake	478	HIGHLANDS	Highlands	SWFWMD	Admin admin	0*	\$299.19
					Cyperus blepharoleptos	0.25	\$200.35
					Floating Plants	0.25	\$264.18
					Hydrilla verticillata	0.5	\$465.86
Lindsey, Lake	137	HERNANDO	SWFWMD	SWFWMD	Cyperus blepharoleptos	28	\$1,909.27
					Floating Plants	8	\$503.25
Link Lake	28	POLK	Polk	SWFWMD	Admin admin	0*	\$63.79
					Floating Plants	1	\$216.08
Little Fish Lake	23	ORANGE	Orange	SJRWMD	Hydrilla verticillata	0*	\$520.74
Little Huckleberry Creek	2.5	FRANKLIN	Florida Environmental Consultants(Northwest)	NWFWMD	Floating Plants	1.5	\$425.23
Little Lake Sawgrass	74	BREVARD	SJRWMD	SJRWMD	Floating Plants	23	\$2,237.64
Little Orange Lake	818	ALACHUA	FL Env	SJRWMD	Floating Plants	6.75	\$1,834.32
Little Red Water Lake	329	HIGHLANDS	Highlands	SWFWMD	Admin admin	0*	\$299.19
					Cyperus blepharoleptos	0.75	\$213.33

Waterbody	Waterbody Acres	County	Contractor	WMD	Plant Type	FY 2021-2022 Acres Treated	FY 2021-2022 Dollars Expended
					Cyperus prolifer	0.25	\$133.36
					Ludwigia octovalvis/peruviana	0.55	\$157.14
Livingston, Lake	1203	POLK	Polk	SFWMD	Cyperus blepharoleptos	3	\$456.25
					Floating Plants	5	\$1,376.41
					Hymenachne amplexicaulis	2	\$307.87
Lizzie, Lake	792	OSCEOLA	SFWMD	SFWMD	Admin admin	0*	\$377.19
					Cyperus blepharoleptos	6	\$1,618.4
Lochloosa Lake	5705	ALACHUA	FL Env	SJRWMD	Cyperus blepharoleptos	11	\$1,460.85
					Floating Plants	65.5	\$10,421.8
Lotela, Lake	802	HIGHLANDS	Highlands	SWFWMD	Admin admin	0*	\$256.44
					Cyperus blepharoleptos	0.25	\$133.36
					Cyperus prolifer	0.25	\$133.36
					Floating Plants	0.25	\$133.36
					Hydrilla verticillata	0.5	\$456.48
Lou, Lake	130	MARION	FL Env	SJRWMD	Floating Plants	3.5	\$371.97
Louisa Lake	3364	LAKE	Lake	SJRWMD	Admin admin	0*	\$92.76
					Cyperus blepharoleptos	0.125	\$34.95
					Floating Plants	1	\$576.36
Louise, Lake	145	ORANGE	Orange	SFWMD	Hydrilla verticillata	0*	\$521.39
Lower Lake Louise	257	VOLUSIA	AA	SJRWMD	Cyperus blepharoleptos	6.5	\$714.58
					Floating Plants	1	\$109.16
					Hydrilla verticillata	3	\$2,304.92

Waterbody	Waterbody Acres	County	Contractor	WMD	Plant Type	FY 2021-2022 Acres Treated	FY 2021-2022 Dollars Expended
					Ludwigia octovalvis/peruviana	0.25	\$34.28
					Panicum repens	0.5	\$167.53
Lower Myakka Lake	640	SARASOTA	AA	SWFWMD	Floating Plants	3	\$406.26
Lower Taylor Creek	1000	OKEECHOBEE	AA	SFWMD	Floating Plants	227.25	\$44,073.22
					Tussocks	2	\$327.81
Lucy, Lake	335	LAKE	Lake	SJRWMD	Cyperus blepharoleptos	0.25	\$251.92
					Floating Plants	0.375	\$305.24
Lullwater, Lake	32	BAY	Florida Environmental Consultants(Northwest)	NFWWMD	Cyperus blepharoleptos	0.5	\$121.77
					Floating Plants	4	\$542.99
					Nuphar advena	1.25	\$522.68
			FWC-IPM		Hydrilla verticillata	0.25	\$0**
Lulu, Lake	301	POLK	Polk	SWFWMD	Floating Plants	10	\$1,679.61
					Hydrilla verticillata	0.29	\$653.85
Macy, Lake	20	VOLUSIA	AA	SJRWMD	Cyperus blepharoleptos	2.5	\$295.33
Maggiore, Lake	380	PINELLAS	AA	SWFWMD	Floating Plants	36	\$3,833.7
					Ludwigia grandiflora hexapetala	3.5	\$811.47
					Typha spp	0.25	\$89.07
Maitland, Lake	451	ORANGE	FWC-IPM	SJRWMD	Hydrilla verticillata	915	\$1,345.05
			Winter Park		Cabomba caroliniana	20	\$5,711.35
					Floating Plants	0.38	\$719.53

Waterbody	Waterbody Acres	County	Contractor	WMD	Plant Type	FY 2021-2022 Acres Treated	FY 2021-2022 Dollars Expended
					Hydrilla verticillata	3.74	\$2,791.26
Manatee River	3756	MANATEE	SWFWMD	SWFWMD	Floating Plants	78	\$15,105.77
Mann, Lake	244	ORANGE	AA	SFWMD	Hydrilla verticillata	0* (continuation of treatment from last fiscal year)	\$8,582.55
Mariam, Lake	199	POLK	Polk	SWFWMD	Cyperus blepharoleptos	1	\$180.27
Marian, Lake	5739	OSCEOLA	CAS	SFWMD	Floating Plants	120	\$10,481.7
			SFWMD		Admin admin	0*	\$1,100.55
					Floating Plants	116.56	\$20,183.12
					Hydrilla verticillata	128.8	\$138,561.2
					Ludwigia grandiflora hexapetala	1	\$538.42
Mariana, Lake	500	POLK	Polk	SWFWMD	Admin admin	0*	\$75.59
					Floating Plants	4.5	\$854.02
Marion, Lake	2990	POLK	Polk	SFWMD	Admin admin	0*	\$1,453.64
					Floating Plants	4	\$538.15
					Hydrilla verticillata	1,322.86	\$770,262.5
Martha, Lake	85	POLK	Polk	SFWMD	Admin admin	0*	\$147.64
Martin Bayou	240	BAY	Florida Environmental Consultants(Northwest)	NWFWMD	Floating Plants	2.25	\$1,441.86
Mary Jane, Lake	1158	ORANGE	SFWMD	SFWMD	Admin admin	0*	\$134.84
					Cyperus blepharoleptos	6	\$1,638.42
					Floating Plants	2.51	\$927.68
Mattie, Lake	1078	POLK	Polk	SWFWMD	Floating Plants	29	\$3,449.27



Waterbody	Waterbody Acres	County	Contractor	WMD	Plant Type	FY 2021-2022 Acres Treated	FY 2021-2022 Dollars Expended
<b>Maude, Lake</b>	55	POLK	Polk	SWFWMD	Admin admin	0*	\$138.19
					Cyperus blepharoleptos	3	\$278.25
					Hydrilla verticillata	0.04	\$46.69
<b>May, Lake</b>	44	POLK	Polk	SWFWMD	Floating Plants	11.5	\$1,653.75
					Hydrilla verticillata	10.5	\$6,872.75
<b>McKethan Lake</b>	57	HERNANDO	SWFWMD	SWFWMD	Cyperus blepharoleptos	6.5	\$509.61
					Floating Plants	4	\$278.07
<b>McLeod, Lake</b>	512	POLK	Polk	SWFWMD	Admin admin	0*	\$66.13
					Floating Plants	0*	\$212.17
<b>Merritt's Mill Pond</b>	202	JACKSON	Florida Environmental Consultants(Northwest)	NWFWMD	Hydrilla verticillata	67	\$39,288.18
			FWC-IPM		Hydrilla verticillata	130	\$3,848
<b>Miccosukee, Lake</b>	6276	JEFFERSON	Florida Environmental Consultants(Northwest)	NWFWMD	Cyperus blepharoleptos	76.5	\$19,155.52
					Limnobium spongia	15	\$3,879.69
					Typha spp	1.5	\$532.31
<b>Middle Lake</b>	215	PASCO	FWC-IPM	SWFWMD	Hydrilla verticillata	55	\$220.5
			SWFWMD		Cyperus blepharoleptos	3	\$581.56
					Floating Plants	2	\$555.76
					Hydrilla verticillata	0.0625	\$209.51
<b>Mill Dam Lake</b>	210	MARION	FL Env	SJRWMD	Hydrilla verticillata	0.25	\$487.2
<b>Mills Creek</b>	100	NASSAU	FL Env	SJRWMD	Floating Plants	3.25	\$920.42

Waterbody	Waterbody Acres	County	Contractor	WMD	Plant Type	FY 2021-2022 Acres Treated	FY 2021-2022 Dollars Expended
					Ludwigia grandiflora hexapetala	2	\$890.61
Minnehaha, Lake	2261	LAKE	Lake	SJRWMD	Admin admin	0*	\$167.44
					Floating Plants	6.5	\$979.8
					Hydrilla verticillata	0.12	\$293.34
					Ludwigia grandiflora hexapetala	6.375	\$1,317.37
					Lygodium microphyllum	0.025	\$132.89
Minnehaha, Lake	96	ORANGE	FWC-IPM	SJRWMD	Hydrilla verticillata	45	\$198.45
Minneola, Lake	1888	LAKE	Lake	SJRWMD	Admin admin	0*	\$494.01
					Ludwigia grandiflora hexapetala	20.75	\$4,208.76
Minzie, Lake	22	POLK	Polk	SWFWMD	Hydrilla verticillata	9.0318	\$6,326.24
Miona, Lake	418	SUMTER	SWFWMD	SWFWMD	Cyperus blepharoleptos	20	\$2,297.58
					Hydrilla verticillata	0.1	\$624.08
Mirror, Lake	123	POLK	Polk	SWFWMD	Hydrilla verticillata	1.11	\$909.77
Mizell, Lake	62	ORANGE	Winter Park	SJRWMD	Floating Plants	0.06	\$139.59
Montgomery Lake FMA	36	COLUMBIA	FL Env	SRWMD	Cyperus blepharoleptos	0.25	\$26.94
					Floating Plants	0.35	\$153.82
					Ludwigia grandiflora hexapetala	0.125	\$61.98
					Nuphar advena	0.75	\$73.03
Moon Lake	99	PASCO	SWFWMD	SWFWMD	Cyperus blepharoleptos	2	\$441.32
					Floating Plants	0*	\$235.77

Waterbody	Waterbody Acres	County	Contractor	WMD	Plant Type	FY 2021-2022 Acres Treated	FY 2021-2022 Dollars Expended
Moss Lee Lake	129	PUTNAM	FL Env	SRWMD	Cyperus blepharoleptos	0.5	\$166.98
					Floating Plants	0.75	\$286.39
					Ludwigia grandiflora hexapetala	1	\$572.36
					Polygonum glabrum	0.25	\$153.81
Mountain Lake	127	HERNANDO	SWFWMD	SWFWMD	Cyperus blepharoleptos	2.5	\$481.31
					Floating Plants	2.5	\$652.56
Mud Lake	133	POLK	Polk	SWFWMD	Cyperus blepharoleptos	0.5	\$234.42
					Floating Plants	4	\$1,025.72
Munson, Lake	255	LEON	Florida Environmental Consultants(Northwest)	NWFWMD	Floating Plants	1	\$735.31
Myakka River	675	SARASOTA	AA	SWFWMD	Floating Plants	38	\$4,231.4
					Urochloa mutica	47.5	\$13,205.06
Mystic Lake	47	MADISON	FL Env	SRWMD	Cyperus blepharoleptos	0.5	\$72.82
					Floating Plants	0.75	\$156.73
Nassau River	5000	NASSAU	FL Env	SJRWMD	Floating Plants	3	\$1,292.99
Ned, Lake	74	POLK	Polk	SWFWMD	Admin admin	0*	\$180.83
					Floating Plants	1	\$142.11
					Hydrilla verticillata	0.018	\$69.56
Newnans Lake	7427	ALACHUA	FL Env	SJRWMD	Floating Plants	23	\$3,890.26
Nina, Lake	8	ORANGE	FWC-IPM	SJRWMD	Hydrilla verticillata	11	\$52.92
			Winter Park		Cabomba caroliniana	0.4	\$108.73
					Cyperus blepharoleptos	0.05	\$134.91
					Floating Plants	0.2	\$406.32

Waterbody	Waterbody Acres	County	Contractor	WMD	Plant Type	FY 2021-2022 Acres Treated	FY 2021-2022 Dollars Expended
					Hydrilla verticillata	3.2	\$4,624.24
Norris, Lake	1131	LAKE	Lake	SJRWMD	Floating Plants	28.5	\$3,154.85
North Lake Talmadge	121	VOLUSIA	AA	SJRWMD	Cyperus blepharoleptos	0.75	\$127.93
					Floating Plants	0.25	\$83.79
Ocean Pond	1774	BAKER	FL Env	SRWMD	Panicum repens	3.75	\$521.69
Okahumpka, Lake	670	SUMTER	SWFWMD	SWFWMD	Cyperus blepharoleptos	38	\$4,065.08
					Floating Plants	26	\$2,421.64
Okeechobee, Lake	448000	OKEECHOBEE	AA	SFWMD	Azolla pinnata	17	\$4,068.77
					Floating Plants	2,777.5	\$492,403.1
					Luziola subintegra	242.5	\$48,538.9
					Tussocks	19	\$4,112.25
			AVC		Floating Plants	3,765	\$528,215.8
					Scleria lacustris	109	\$110,455.7
Olivia, Lake	86	HIGHLANDS	Highlands	SWFWMD	Admin admin	0*	\$170.96
					Hydrilla verticillata	1	\$809.86
Orange Lake	12706	ALACHUA	FL Env	SRWMD	Cyperus blepharoleptos	74.4	\$8,249.4
					Floating Plants	281.75	\$38,296.59
					Hydrilla verticillata	1.5	\$3,538.99
					Limnobium spongia	10.5	\$936.55
Osborne, Lake	356	PALM BEACH	Palm Beach	SFWMD	Floating Plants	50.25	\$10,654.52
					Hydrilla verticillata	8	\$6,103.03
					Nymphoides cristata	16	\$11,862.34
					Typha spp	0.25	\$64.65

Waterbody	Waterbody Acres	County	Contractor	WMD	Plant Type	FY 2021-2022 Acres Treated	FY 2021-2022 Dollars Expended
Otis Lake	144	POLK	Polk	SWFWMD	Floating Plants	5	\$1,140.63
					Hydrilla verticillata	5.46	\$4,293.65
Palatlakaha River	672	LAKE	Lake	SJRWMD	Admin admin	0*	\$236.21
					Cyperus blepharoleptos	5.6875	\$225.77
					Floating Plants	13.5625	\$1,979.12
					Ludwigia grandiflora hexapetala	4.25	\$718.63
					Lygodium microphyllum	0*	\$101.22
					Typha spp	0.125	\$45.02
Palatlakaha, Lake	101	LAKE	Lake	SJRWMD	Admin admin	0*	\$29.49
					Cyperus blepharoleptos	0.031	\$103.05
					Floating Plants	1	\$106.79
					Ludwigia grandiflora hexapetala	3.375	\$597.15
					Lygodium microphyllum	0.03	\$218.65
Panasoffkee, Lake	4460	SUMTER	AA	SWFWMD	Floating Plants	60	\$6,865.73
					Hydrilla verticillata	25	\$23,577.06
			SWFWMD		Admin admin	0*	\$380.43
Pansy, Lake	50	POLK	Polk	SWFWMD	Admin admin	0*	\$94.52
					Cyperus blepharoleptos	1	\$264.43
					Floating Plants	4	\$473.49
					Hydrilla verticillata	20.8	\$16,369.16
Parker, Lake	2272	POLK	FWC-IPM	SWFWMD	Hydrilla verticillata	500	\$2,693.6
			Polk		Admin admin	0*	\$342.59

Waterbody	Waterbody Acres	County	Contractor	WMD	Plant Type	FY 2021-2022 Acres Treated	FY 2021-2022 Dollars Expended
					Floating Plants	236	\$41,090.8
					Hydrilla verticillata	480.19	\$223,108.9
Peace River	2973	HARDEE	SWFWMD	SWFWMD	Floating Plants	29.34	\$4,090.86
					Phyllanthus Fluitans	2	\$2,252
Pierce, Lake	3729	POLK	Polk	SFWMD	Admin admin	0*	\$151.17
					Floating Plants	86.5	\$14,893.87
					Hydrilla verticillata	0.027	\$535.82
Pine Log Creek	2	FRANKLIN	Florida Environmental Consultants(Northwest)	NWFWMD	Cyperus blepharoleptos	5	\$1,567.17
					Floating Plants	0.5	\$191.87
Pine Meadows Restoration Area	777	LAKE	Lake	SJRWMD	Alternanthera philoxeroides	2	\$130.58
					Cyperus blepharoleptos	5	\$553.59
					Floating Plants	59.5	\$2,997.4
Pine, Lake	35	PALM BEACH	Palm Beach	SFWMD	Floating Plants	8.5	\$3,101.86
					Hydrilla verticillata	32	\$25,316.78
Pioneer Lake	93	HIGHLANDS	Highlands	SWFWMD	Admin admin	0*	\$170.96
					Hydrilla verticillata	0.5	\$456.48
Placid, Lake	3320	HIGHLANDS	Highlands	SWFWMD	Admin admin	0*	\$425
					Cyperus blepharoleptos	0.25	\$320.11
					Floating Plants	0.25	\$320.11
Pocket Lake	126	ORANGE	Orange	SFWMD	Hydrilla verticillata	0.4	\$1,299.23

Waterbody	Waterbody Acres	County	Contractor	WMD	Plant Type	FY 2021-2022 Acres Treated	FY 2021-2022 Dollars Expended
Poinsett, Lake	4334	BREVARD	AA	SJRWMD	Floating Plants	357	\$59,628.62
					Ludwigia grandiflora hexapetala	3	\$1,201.85
			Brevard		Floating Plants	19	\$1,379.74
Prairie Creek	40	CHARLOTTE	AA	SWFWMD	Floating Plants	30.5	\$3,481.15
			SWFWMD		Floating Plants	33	\$3,290
Rainbow River	150	MARION	AA	SWFWMD	Floating Plants	14	\$2,557.56
					Hydrilla verticillata	15.988	\$23,987.76
					Mikania scandens	12.5	\$2,559.44
					Typha spp	0.65	\$311.55
Red Beach Lake	355	HIGHLANDS	Highlands	SWFWMD	Floating Plants	0.25	\$195.61
Reedy, Lake	3486	POLK	Polk	SWFWMD	Admin admin	0*	\$220.51
Rochelle, Lake	578	POLK	Polk	SWFWMD	Cyperus blepharoleptos	9.5	\$5,632.09
					Floating Plants	5	\$964.38
					Hydrilla verticillata	152.14	\$104,094.8
Rodman Reservoir	9600	PUTNAM	FL Env	SJRWMD	Floating Plants	301.75	\$24,056.16
					Hydrocotyle spp	3.5	\$726.98
					Polygonum glabrum	4	\$739.24
					Tussocks	0.5	\$120.64
Rosalie, Lake	4597	POLK	Polk	SFWMD	Admin admin	0*	\$493.31
					Floating Plants	59	\$11,279.21
					Hymenachne amplexicaulis	21	\$2,561.11

Waterbody	Waterbody Acres	County	Contractor	WMD	Plant Type	FY 2021-2022 Acres Treated	FY 2021-2022 Dollars Expended
					Trees (blocking navigation)	0*	\$132.01
Rousseau, Lake	4000	CITRUS	AA	SWFWMD	Cyperus blepharoleptos	21	\$1,914.31
					Floating Plants	822	\$89,527.79
					Hydrilla verticillata	247.84	\$275,725.1
					Hygrophila polysperma	0*	\$180.81
					Tussocks	23	\$3,359.95
Rowell Lake	364	BRADFORD	FL Env	SRWMD	Floating Plants	19.5	\$1,705.78
					Ludwigia grandiflora hexapetala	5	\$820.73
Roy, Lake	78	POLK	Polk	SWFWMD	Hydrilla verticillata	2.66	\$2,309.47
Ruth Lake	210	BREVARD	Brevard	SJRWMD	Floating Plants	23	\$1,615.32
Saddle Creek FMA	335	POLK	Polk	SWFWMD	Floating Plants	41	\$6,801.19
Salt Lake	366	BREVARD	Brevard	SJRWMD	Floating Plants	8	\$604.41
Sampson Lake	2042	BRADFORD	FL Env	SRWMD	Floating Plants	15.5	\$2,008.89
					Ludwigia grandiflora hexapetala	14.5	\$2,517.97
			FWC-IPM		Hydrilla verticillata	890	\$1,924
Santa Fe Lake	4721	ALACHUA	FL Env	SRWMD	Cyperus blepharoleptos	18.5	\$1,758.9
					Floating Plants	11.75	\$2,405.24
					Hydrilla verticillata	0.77	\$639.68
Sarah, Lake	13	ORANGE	AA	SJRWMD	Cyperus blepharoleptos	0.125	\$51.7
					Floating Plants	0.25	\$104.41
Sawgrass, Lake	407	BREVARD	SJRWMD	SJRWMD	Floating Plants	18	\$1,474.91



Waterbody	Waterbody Acres	County	Contractor	WMD	Plant Type	FY 2021-2022 Acres Treated	FY 2021-2022 Dollars Expended
Sears, Lake	82	POLK	Polk	SWFWMD	Admin admin	0*	\$66.13
Sebring, Lake	468	HIGHLANDS	Highlands	SWFWMD	Admin admin	0*	\$170.96
					Cyperus blepharoleptos	0.25	\$71.11
					Floating Plants	0.75	\$151.09
Sellers Lake	1050	LAKE	Lake	SJRWMD	Admin admin	0*	\$141.55
Seminole, Lake	716	PINELLAS	FWC-IPM	SWFWMD	Hydrilla verticillata	240	\$1,154.4
Sheen, Lake	565	ORANGE	Orange	SFWMD	Hydrilla verticillata	0.4	\$2,075.68
Shell Creek	180	CHARLOTTE	AA	SWFWMD	Floating Plants	29	\$2,785.77
			SWFWMD		Floating Plants	27	\$1,815.13
Shell/Prairie Creek Res.	140	CHARLOTTE	AA	SWFWMD	Floating Plants	21.5	\$3,242.5
			SWFWMD		Floating Plants	32	\$2,721.51
Shipp, Lake	283	POLK	Polk	SWFWMD	Cyperus blepharoleptos	2	\$520.65
					Hydrilla verticillata	3.95	\$1,351.59
Silver, Lake	52	POLK	Polk	SWFWMD	Admin admin	0*	\$45.98
Smart Lake	275	POLK	Polk	SWFWMD	Admin admin	0*	\$48.33
					Hydrilla verticillata	0*	\$122.62
Snead's Smokehouse	81	JEFFERSON	Florida Environmental Consultants(Northwest)	NWFWMD	Cyperus blepharoleptos	46	\$11,395.31
Sopchoppy River	150	WAKULLA	Florida Environmental Consultants(Northwest)	NWFWMD	Azolla pinnata	0.25	\$285.74
South Lake	1101	BREVARD	AA	SJRWMD	Cyperus blepharoleptos	89	\$13,390.31
					Floating Plants	3	\$754.19
					Tussocks	2.25	\$374.25
					Typha spp	2	\$563.66

Waterbody	Waterbody Acres	County	Contractor	WMD	Plant Type	FY 2021-2022 Acres Treated	FY 2021-2022 Dollars Expended
			FWC-IPM		Hydrilla verticillata	33	\$485.1
South Lake Talmadge	60	VOLUSIA	AA	SJRWMD	Cyperus blepharoleptos	0.75	\$97.8
					Floating Plants	0.75	\$85.64
Spring, Lake	25	POLK	Polk	SWFWMD	Hydrilla verticillata	7.76	\$7,950.81
St. Augustine Lake FMA	16	DUVAL	FL Env	SJRWMD	Nuphar advena	1	\$131.91
St. Johns River	96000	SAINT JOHNS	AA	SJRWMD	Cyperus blepharoleptos	3	\$962.89
					Floating Plants	961	\$106,741.5
					Ludwigia grandiflora hexapetala	7	\$2,104.26
					Luziola subintegra	38	\$10,572.02
			Brevard		Floating Plants	34	\$2,474.58
			Lake		Admin admin	0*	\$1,648.27
					Floating Plants	55.125	\$6,481.35
			SJRWMD		Admin admin	0*	\$645.39
					Floating Plants	263	\$25,481.59
St. Marks River	140	WAKULLA	Florida Environmental Consultants(Northwest)	NWFWMD	Floating Plants	11.25	\$3,009.02
Stella, Lake	308	PUTNAM	FL Env	SRWMD	Cyperus blepharoleptos	0.5	\$410.56
					Floating Plants	1	\$425.47
Stewart, Lake	64	LAKE	Lake	SJRWMD	Admin admin	0*	\$127.46
Summit, Lake	67	POLK	Polk	SWFWMD	Floating Plants	1	\$199.71
					Hydrilla verticillata	3.62	\$15,491.03
Surveyors, Lake	293	POLK	Polk	SWFWMD	Floating Plants	23.5	\$4,057.22
Susan, Lake	81	LAKE	Lake	SJRWMD	Cyperus blepharoleptos	0.031	\$103.05

Waterbody	Waterbody Acres	County	Contractor	WMD	Plant Type	FY 2021-2022 Acres Treated	FY 2021-2022 Dollars Expended
					Floating Plants	1.406	\$796.64
					Lygodium microphyllum	0.065	\$328.35
Swift Creek	568	UNION	FL Env	SRWMD	Floating Plants	2.25	\$407.08
Swoope Lake	112	POLK	Polk	SWFWMD	Admin admin	0*	\$75.59
					Cyperus blepharoleptos	3	\$637.04
Talquin, Lake	8850	GADSDEN	CLR	NWFWMD	Tussocks	43.12	\$25,853
			Florida Environmental Consultants(Northwest)		Cyperus blepharoleptos	51.5	\$11,882.06
					Floating Plants	77.75	\$14,793.69
					Ludwigia grandiflora hexapetala	5.5	\$1,543.14
					Panicum hemitomon	2.5	\$961.06
					Polygonum glabrum	2.5	\$961.06
Tarpon, Lake	2534	PINELLAS	AA	SWFWMD	Floating Plants	24.5	\$3,224.48
					Nymphoides cristata	8	\$1,448.7
Taylor Park	47	PINELLAS	FWC-IPM	SWFWMD	Hydrilla verticillata	20	\$176.4
Tennessee, Lake	112	POLK	Polk	SWFWMD	Admin admin	0*	\$146.51
					Cyperus blepharoleptos	2	\$452.73
					Hydrilla verticillata	32.4	\$30,898.71
Tenoroc Pits	1200	POLK	AA	SWFWMD	Cyperus blepharoleptos	5.5	\$757.92
					Floating Plants	335	\$55,120.71
Thomas, Lake	73	POLK	Polk	SWFWMD	Admin admin	0*	\$205.61

Waterbody	Waterbody Acres	County	Contractor	WMD	Plant Type	FY 2021-2022 Acres Treated	FY 2021-2022 Dollars Expended
					Hydrilla verticillata	30.8	\$16,797.06
Thonotosassa, Lake	819	HILLSBOROUGH	SWFWMD	SWFWMD	Floating Plants	146	\$17,211.69
					Hydrilla verticillata	1.57	\$3,996.8
Tibet, Lake	1198	ORANGE	Orange	SFWMD	Hydrilla verticillata	0.25	\$2,564.47
					Hygrophila polysperma	1.65	\$2,034.59
Tiger, Lake	2200	POLK	Polk	SFWMD	Floating Plants	62.5	\$10,045.43
TM Goodwin WMA	3870	BREVARD	AA	SJRWMD	Cyperus blepharoleptos	98.5	\$11,493.53
					Floating Plants	234	\$24,941.52
Tohopekaliga, Lake	18810	OSCEOLA	AA	SFWMD	Cyperus blepharoleptos	79.5	\$18,157.32
					Floating Plants	680	\$120,858
					Hydrilla verticillata	1,100.55	\$1,037,071
					Typha spp	9.5	\$1,266.2
			CAS		Hydrilla verticillata	350	\$20,107.5
			SFWMD		Admin admin	0*	\$908.19
					Floating Plants	270.67	\$42,931.98
Tracy, Lake	136	POLK	Polk	SWFWMD	Floating Plants	2	\$454.12
					Hydrilla verticillata	0.0092	\$331.67
Trout Lake	102	LAKE	Lake	SJRWMD	Admin admin	0*	\$443.25
					Cyperus blepharoleptos	1.25	\$49.71
					Floating Plants	19	\$1,318.4
					Hydrilla verticillata	1.754	\$1,235.24
Trout Lake	273	OSCEOLA	SFWMD	SFWMD	Admin admin	0*	\$675.89
Tsala Apopka, Lake	19111	CITRUS	Citrus	SWFWMD	Cabomba caroliniana	115.68	\$20,261.66

Waterbody	Waterbody Acres	County	Contractor	WMD	Plant Type	FY 2021-2022 Acres Treated	FY 2021-2022 Dollars Expended
					Cephalanthus occidentalis	1	\$253.49
					Cyperus blepharoleptos	264	\$32,207.81
					Eleocharis spp., sub/floating	4.24	\$1,978.4
					Floating Plants	61	\$13,124.14
					Hydrilla verticillata	752	\$547,602.6
					Hygrophila polysperma	32	\$4,742.44
					Hymenachne amplexicaulis	3.25	\$679.22
					Limnophila sessiliflora	99.5	\$20,339.17
					Luziola fluitans	6.98	\$2,835.6
					Myriophyllum heterophyllum	18.32	\$7,144.8
					Najas guadalupensis	13.7	\$7,206.04
					Nitella spp	4.014	\$29,715.6
					Nuphar advena	106.75	\$13,498.2
					Nymphoides cristata	0.25	\$74.96
					Panicum repens	10.5	\$1,423.62
					Paspalum repens	6	\$553.13
					Potamogeton illinoensis	41.29	\$18,408.65
					Salix spp	112.75	\$15,754.8
					Sapium sebiferum	0.0005	\$131.45
					Tussocks	165.703	\$899,283.9

Waterbody	Waterbody Acres	County	Contractor	WMD	Plant Type	FY 2021-2022 Acres Treated	FY 2021-2022 Dollars Expended
					Typha spp	50	\$6,257.61
Tulane Lake	89	HIGHLANDS	Highlands	SWFWMD	Admin admin	0*	\$170.96
					Cyperus blepharoleptos	0.25	\$133.36
					Hydrilla verticillata	0.25	\$262.62
Twin Lakes	41	POLK	Polk	SWFWMD	Cyperus blepharoleptos	4	\$567.63
					Floating Plants	1	\$124.85
Umatilla, Lake	161	LAKE	Lake	SJRWMD	Admin admin	0*	\$27.96
					Cyperus blepharoleptos	0.25	\$90.07
					Floating Plants	0.25	\$141.28
Underhill, Lake	147	ORANGE	AA	SJRWMD	Cyperus blepharoleptos	0.75	\$183.95
					Hydrilla verticillata	29.14	\$39,369
					Ludwigia grandiflora hexapetala	0.5	\$92.49
					Panicum repens	1	\$139.79
			FWC-IPM		Hydrilla verticillata	75	\$441
Upper Myakka Lake	1020	SARASOTA	AA	SWFWMD	Floating Plants	8	\$1,143.6
					Hymenachne amplexicaulis	14	\$3,118.65
					Urochloa mutica	19	\$4,719.56
Upper Taylor Creek	35	OKEECHOBEE	AA	SFWMD	Floating Plants	167	\$25,947.13
			SFWMD		Floating Plants	83.5	\$13,319.7
Victor Lake FMA	130	HOLMES	FWC-IPM	NWFWMD	Hydrilla verticillata	0.1	\$0**
Viola, Lake	73	HIGHLANDS	Highlands	SWFWMD	Admin admin	0*	\$170.96
					Hydrilla verticillata	0.25	\$296.98

Waterbody	Waterbody Acres	County	Contractor	WMD	Plant Type	FY 2021-2022 Acres Treated	FY 2021-2022 Dollars Expended
Virginia, Lake	223	ORANGE	Winter Park	SJRWMD	Hydrilla verticillata	47.53	\$41,919.4
					Nymphoides cristata	0.2	\$240.2
Wacissa River	250	JEFFERSON	Florida Environmental Consultants(Northwest)	NFWWMD	Floating Plants	19.5	\$2,033.67
					Nuphar advena	0.5	\$267.5
Wales, Lake	326	POLK	Polk	SWFWMD	Admin admin	0*	\$157.51
					Hydrilla verticillata	0.034	\$151.76
Washington, Lake	4362	BREVARD	Brevard	SJRWMD	Floating Plants	16	\$1,307.52
			SJRWMD		Floating Plants	75.5	\$9,584.7
Watertown Lake	46	COLUMBIA	FL Env	SRWMD	Floating Plants	0.25	\$55.99
					Ludwigia grandiflora hexapetala	0.25	\$95.47
Wauberg, Lake	248	ALACHUA	FL Env	SJRWMD	Floating Plants	6	\$1,052.29
			FWC-IPM		Hydrilla verticillata	248	\$220.5
Wauseon Bay	138	ORANGE	Orange	SFWMD	Hydrilla verticillata	2.65	\$4,057.17
Weeki Wachee River	60	HERNANDO	SWFWMD	SWFWMD	Floating Plants	3	\$1,300.57
Weeks, Lake	55	HILLSBOROUGH	AA	SWFWMD	Floating Plants	2	\$246.85
Weir, Lake	5685	MARION	FL Env	SJRWMD	Cyperus blepharoleptos	1.5	\$373.29
					Floating Plants	1.25	\$562.32
					Hydrilla verticillata	7.4055	\$12,560.42
					Ludwigia octovalvis/peruviana	0.25	\$83.25
Wekiva River	345	ORANGE	AA	SJRWMD	Floating Plants	197.25	\$21,829.54

Waterbody	Waterbody Acres	County	Contractor	WMD	Plant Type	FY 2021-2022 Acres Treated	FY 2021-2022 Dollars Expended
					Ludwigia octovalvis/peruviana	2.5	\$352.1
					Trees (blocking navigation)	0*	\$4,586.76
<b>Weohyakapka, Lake</b>	7532	POLK	Polk	SFWMD	Cyperus blepharoleptos	10	\$3,903.98
					Floating Plants	58	\$15,490.41
					Hydrilla verticillata	0*	\$131.74
					Typha spp	0.5	\$173.84
<b>Wildcat Lake</b>	232	LAKE	Lake	SJRWMD	Admin admin	0*	\$291.9
					Panicum repens	0.125	\$54.79
<b>Wilson, Lake</b>	32	LAKE	Lake	SJRWMD	Floating Plants	1	\$57.49
					Ludwigia grandiflora hexapetala	1	\$166.95
<b>Winder, Lake</b>	1496	BREVARD	AA	SJRWMD	Floating Plants	115.5	\$14,497.61
					Ludwigia grandiflora hexapetala	4	\$783.69
<b>Winona, Lake</b>	75	LAKE	Lake	SJRWMD	Admin admin	0*	\$179.32
					Cyperus blepharoleptos	4.5	\$179.1
					Ludwigia grandiflora hexapetala	4.5	\$841.38
<b>Winterset, Lake</b>	590	POLK	Polk	SWFWMD	Hydrilla verticillata	96.97	\$103,780.1
<b>Withlacoochee River</b>	3600	CITRUS	AA	SWFWMD	Cyperus blepharoleptos	34	\$4,167.23
					Floating Plants	443	\$51,819.18
			Citrus		Floating Plants	32	\$4,088.24
			SWFWMD		Floating Plants	70	\$6,339.52



Waterbody	Waterbody Acres	County	Contractor	WMD	Plant Type	FY 2021-2022 Acres Treated	FY 2021-2022 Dollars Expended
Yale, Lake	4042	LAKE	CAS	SJRWMD	Hydrilla verticillata	2,180	\$2,138,041
			FWC-IPM		Hydrilla verticillata	0*	\$10,004.8
			Lake		Admin admin	0*	\$760.58
					Cyperus blepharoleptos	1.625	\$163.24
					Floating Plants	48.375	\$2,959.34
					Hydrilla verticillata	1.258	\$1,071.17
					Hymenachne amplexicaulis	2	\$69.06
					Tussocks	3	\$460.11
Administration	1	BREVARD	SJRWMD	SJRWMD	Admin admin	0*	\$835.59
Administration	1	CITRUS	Citrus	SWFWMD	Admin admin	0*	\$5,188.79
Administration	1	HIGHLANDS	Highlands	SFWMD	Admin admin	0*	\$70,580.98
Administration	1	LAKE	Lake	SJRWMD	Admin admin	0*	\$606.01
Administration	1	HERNANDO	SWFWMD	SWFWMD	Admin admin	0*	\$3,496.17
Administration	1	PALM BEACH	SFWMD	SFWMD	Admin admin	0*	\$4,269.28
Administration	1	POLK	Polk	SWFWMD	Admin admin	0*	\$6,341.34

