

**Annual Report of Activities Conducted under the
Cooperative Aquatic Plant Control Program in Florida Public Waters
for Fiscal Year 2022 - 2023**



**Florida Fish and Wildlife Conservation Commission
Invasive Plant Management Section**

Submitted by:

FL Fish and Wildlife Conservation Commission
Invasive Plant Management Section
3900 Commonwealth Blvd. MS705
Tallahassee, FL 32399
Phone: 850-617-9430
Fax: 850-922-1249

Annual Report of Activities Conducted under the Cooperative Aquatic Plant Control Program in Florida Public Waters for Fiscal Year 2022 - 2023

This report was prepared in accordance with §369.22 (7), Florida Statutes, to provide an annual summary of plants treated and funding necessary to manage aquatic plants in public waters. The Cooperative Aquatic Plant Control Program administered by the Florida Fish and Wildlife Conservation Commission (FWC) in Florida's public waters involves complex operational and financial interactions between state, federal and local governments as well as private sector companies.

The FWC receives some federal funding through the U.S. Army Corps of Engineers (USACE) and the USACE directly funds and controls aquatic plants, employing USACE management crews in much of the St. Johns River and its tributaries. All of the public waters managed by the USACE are also eligible for state funding through the Cooperative Program and the FWC occasionally assists in control operations in these waters. FWC staff monitors plant populations and control efforts and reports USACE contribution to state funding for control of aquatic plants. Management operations and expenditures are reported for the state fiscal year that extends from July 1, 2022 – June 30, 2023, although local and federal governments and water management districts operate on a fiscal year that runs from October 1 – September 30.

Waters eligible for funding under the Cooperative Program include those on sovereignty lands accessible via public boat ramp, as well as waters that are designated Fish Management Areas and waters that lie within FWC Wildlife Management Areas. While control activities and expenditures are reported for the state fiscal year, plant presence and abundance are reported on a seasonal basis to better compare plant growth and management response through an annual growth cycle. Invasive aquatic plants are inventoried each year in Florida's 464 public lakes and rivers that cover approximately 1.27 million acres. Inventories are conducted during the peak growing period, from April through November. These inventories provide a mechanism for early detection and rapid response to control new invasive plant introductions before they become established and require long-term and/or large-scale management. For invasive plant populations that are already established, inventories provide information to develop management priorities and document funding needs on a statewide basis. Finally, annual aquatic plant inventories document changes in plant communities in response to management efforts as well as changes that may occur in waters where no control has been implemented.

FWC's aquatic plant management program mission is to reduce negative impacts from invasive nonindigenous plants like water hyacinth, water lettuce and hydrilla to conserve native habitat and the multiple uses and functions of public lakes and rivers. FWC biologists work with stakeholders to identify the primary uses and functions of each public waterbody. Aquatic plant populations are inventoried at least once each year in these systems to determine the waterbody's status regarding invasive plants. Management objectives are then developed for each waterbody and funding is allocated to address statewide management priorities for the ensuing fiscal year. Invasive plants infest 95.4% of Florida's 454 surveyed public waters inventoried in 2023. Once established, eradicating invasive plants is difficult or impossible and very expensive; therefore, continuous

maintenance is critical to keep invasive plants at low levels to sustain attributes like navigation, flood control and recreation while conserving native plant habitat for fish and wildlife. A detailed description of the uses of Florida waters, how aquatic plants may impair these uses, aquatic plant control options, management plan development, and research and outreach efforts is presented in the following website designed and maintained in a collaborative effort between FWC and the University of Florida, Center for Aquatic and Invasive Plants: [Plants.ifas.ufl.edu/manage](https://plants.ifas.ufl.edu/manage).

A summary of plant control in sovereign public waters and associated expenditures contracted or monitored by the FWC during Fiscal Year 2022 - 2023 is presented in the following pages. Management statistics are summarized in Tables 1-4 and presented graphically in Figures 1-4. FWC's highest management priorities (established in rule under section 68F-54.005 F.A.C.) are the control of floating plants (water hyacinth and water lettuce) and hydrilla. "Other plants" listed in the tables include both native and nonindigenous plants that may impair the uses of Florida public waters.

The information in this and previous years' reports can be accessed on an interactive map titled, "What's Happening on my Lake". This map contains general waterbody information, aquatic plant management yearly workplans, aquatic plant survey data, fisheries monitoring data, bathymetry, boat ramp information, and aquatic plant management yearly control summaries. The What's Happening on my Lake map can be viewed following MyFWC.com/lakes.

FWC maintains an electronic database of plant management information. Any future data revisions due to data entry or other errors will be reflected on "What's Happening on my Lake" and will not be reflected in this static report.

Tables and Figures

The following tables and figures are summaries for the Aquatic Plant Control Program operations in fiscal year 2022 - 2023. **Table 1** presents the amount of control and associated funding for each plant type within the boundaries of the five water management districts to provide some geographical perspective on where plants are controlled in Florida. **Table 2** breaks down aquatic plant management expenditures by federal and state funds. Twelve aquatic plant species found in Florida are considered to be invasive in that they are capable of causing environmental or economic harm if not managed on a routine basis. Some are widespread like floating plants or hydrilla and are under continuous maintenance; others are present in only a few locations and are under eradication programs to prevent them from becoming established in Florida waters. **Table 3** lists individual plant types found in Florida public waters summarizing acres controlled and associated control expenditures for Fiscal Year 2022 - 2023. **Table 4** lists management expenditures by waterbody, including assessment and monitoring costs.

Figure 1 shows the ranges in size of the water hyacinth populations reported in Florida public lakes and rivers in 2023. Although these plants are widespread, found in 256 public waters, most populations are being suppressed to fewer than ten acres, keeping overall management costs and environmental impacts at low levels. **Figure 2** shows water hyacinth cover in Florida public waters in ten-year intervals dating from 1947 through 2023 to give an historical perspective of the presence of this prolific plant species through the decades. The Maintenance Control management philosophy was implemented for floating plants in the early 1970s - control invasive plants on a statewide coordinated, routine and consistent basis - to reduce the overall population from about 125,000 acres in 1959 to a few thousand acres at any one time for the past 45 years.

Figure 3 shows acreage ranges for the 179 hydrilla populations that were reported in public lakes and rivers in 2023. 73.2 % of all hydrilla populations observed in 2023 covered fewer than ten acres. **Figure 4** compares funding for hydrilla control vs. acres of hydrilla reported in public waters from 1982-2023. When funding is adequate, hydrilla can be suppressed at low levels. When funding is insufficient, hydrilla expands and forms underground tubers that can persist for many years, representing the potential for immediate regrowth after control, and the need for prolonged higher levels of management funding until these tuber “banks” are depleted. The estimated tuber bank has continued to be reduced from historically higher levels.

Most of the aquatic plant control achieved by the FWC is through the use of herbicides registered for use in water by the U.S. Environmental Protection Agency and the Florida Department of Agriculture and Consumer Services. The FWC authorizes herbicide use for aquatic plant control under coverage of Generic Permit #FLG510039-IWPG issued by the Florida Department of Environmental Protection pursuant to National Pollutant Discharge Elimination System (NPDES) regulations. The Generic Permit requires entities responsible for applying herbicides to waters of the U.S. to take measures to reduce herbicide use where appropriate. The FWC meets this obligation by practicing proactive management and integrating non-chemical technologies where possible under maintenance control programs to keep invasive and nuisance plants under control in Florida public waters. The

FWC continues to meet management objectives for these species while reducing overall control expenditures and herbicide use. When the highest priority species are kept at minimal levels, additional funding can be directed toward managing emergent and upland invasive plant species to further conserve or enhance fish and wildlife habitats.

Year in Review - Fiscal Year 2022 - 2023

- **Invasive non-native plants** were reported in 95.4% of Florida's 454 surveyed public lakes and rivers that comprise 1.27 million acres of fresh water.
- Eradicating established invasive aquatic plant populations has proven nearly impossible; therefore, routine maintenance is needed to suppress invasive plants at low levels to sustain attributes like navigation, flood control, and recreation while conserving native plant habitat.
- **Floating water hyacinth and water lettuce**, two of the world's fastest growing plants, covered as much as 125,000 acres of Florida public waters as recently as 1959 and therefore are the FWC's highest management priorities.
- These plants were present in 256 public lakes and rivers in 2023 covering about 2,074 acres. 86.7% of the floating plant populations reported in 2023 covered 10 acres or less. (Figure 1)
- Managers spent approximately \$3.69 million controlling 20,010 acres of floating invasive plants in Florida public lakes and rivers during FY 2022 - 2023 (Tables 1-3).
- **Submersed hydrilla**, imported during the 1950s as an aquarium plant, is capable of growing several inches per day filling the water column and covering the surface of water bodies that are not frequently and routinely managed.
- Insufficient funding allowed hydrilla to evolve into statewide water and habitat management crises by the middle 1990s infesting about 100,000 acres in 365 (80%) of Florida's public lakes and rivers. Sufficient, recurring funding and improved technology aided by FWC-funded research enabled managers to reduce hydrilla to about 47,232 acres in 2023. (Figure 4)
- Hydrilla was reported in 179 public waters in 2023. The majority of these public waters were managed to target goals; however, several waterbodies, such as Lake Tohopekaliga and Orange Lake, were not managed in 2023 due to funding issues. In all program waterbodies, tubers infest about 68,568 acres and represent the potential for immediate regrowth.
- 73.2 % of the hydrilla populations reported in 2023 covered 10 acres or less (Figure 3). 42.7 % of the hydrilla reported in 2023 occurred in the four lakes of the Kissimmee Chain of Lakes, among Florida's largest and most important multi-purpose waterways.
- Managers spent \$13.4 million controlling 26,448 acres of hydrilla in Florida public lakes and rivers during FY 2022 - 2023 to conserve the multiple uses of these resources (Tables 1-3).
- The Florida Exotic Pest Plant Council lists **12 Category I invasive plants**, capable of disrupting aquatic ecosystems and causing harm in Florida public waters. 10 Category I plant species in addition to hydrilla, water hyacinth were detected covering about 14,325 acres in 93 % of Florida's public waters in 2023.

- \$2.7 million were spent managing about 5,845 acres of aquatic plants other than hydrilla and floating plants during FY 2022 - 2023 (Tables 1-3), most for the control of tussock-forming plants like bur head sedge, exotic ludwigia, frog's bit and tropical American water grass in Florida's waters to conserve fish and wildlife habitat and navigation in the extensive marsh systems of these waters.

Fiscal Year 2022 - 2023 Management Statistics

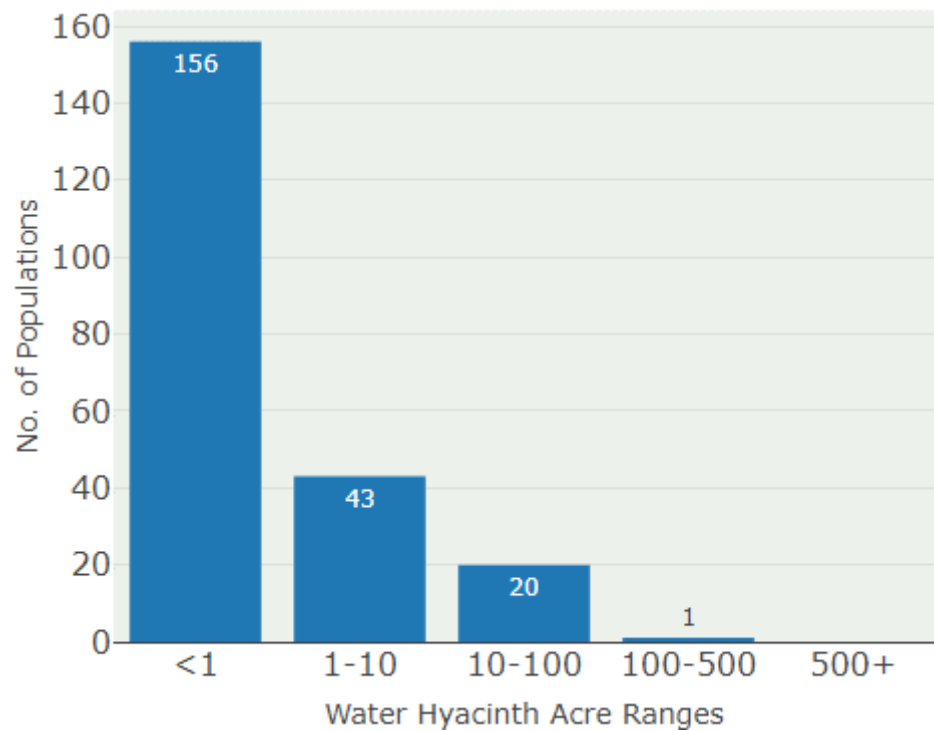
Table 1: Treatment Expenditures and Acres of Aquatic Plants Treated in Florida Public Waters during Fiscal Year 2022 - 2023 by Region

Expenditures	Northwest	S. Florida	St. Johns	Suwannee	Southwest	TOTAL
Admin	\$0	\$93,843	\$18,700	\$0	\$15,662	\$128,204
Floating	\$84,281	\$2,486,048	\$470,737	\$118,553	\$532,842	\$3,692,462
Hydrilla	\$8,927	\$680,941	\$7,641,559	\$42,298	\$5,021,837	\$13,395,562
Other	\$224,398	\$940,714	\$171,642	\$57,392	\$1,181,543	\$2,575,690
TOTAL	\$317,607	\$4,201,547	\$8,302,638	\$218,243	\$6,751,884	\$19,791,918

Acres	Northwest	S. Florida	St. Johns	Suwannee	Southwest	TOTAL
Floating	338.2	12,423.0	3,181.6	576.0	3,490.8	20,009.6
Hydrilla	15.0	1,132.0	16,586.2	43.2	8,671.7	26,448.1
Other	728.0	2,915.9	797.9	235.1	1,168.1	5,845.0
TOTAL	1,081.2	16,470.9	20,565.7	854.3	13,330.6	52,302.7

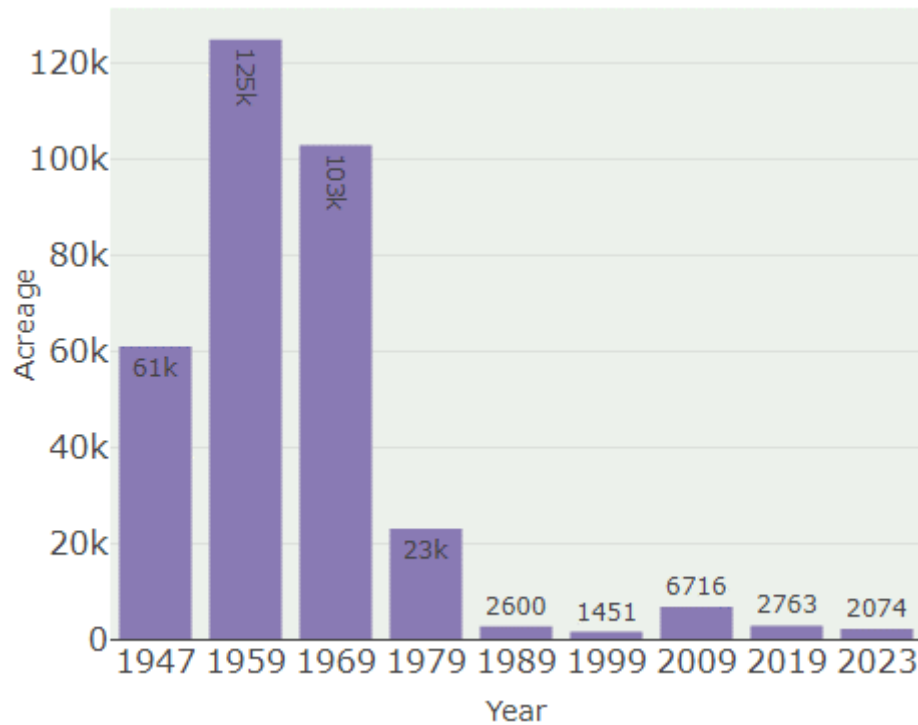
Water Hyacinth

Figure 1: Number of Public Lakes and Rivers in which Water Hyacinth was reported in 2022 - 2023, reported by Range of Population Size.



156 of the 220 Water Hyacinth populations reported in 2023 covered less than one acre. Waters with larger floating plant levels reported in 2023 are high priorities to maintain control in 2023

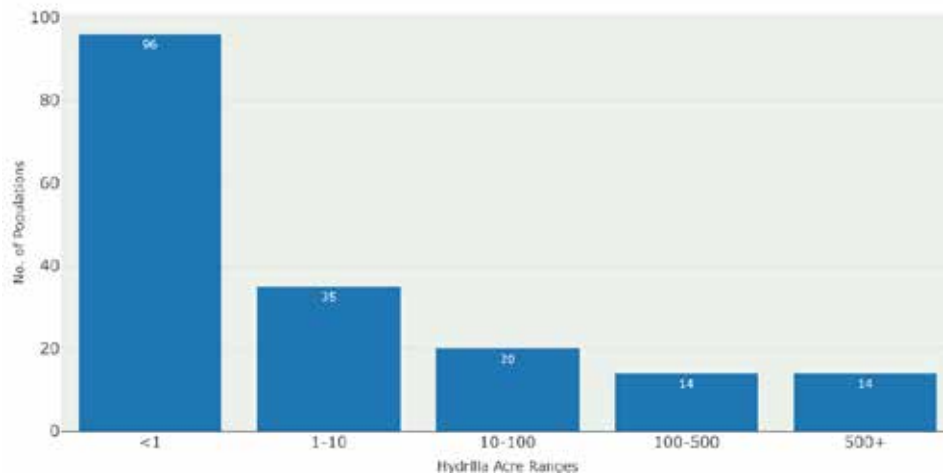
Figure 2: Acres of Water Hyacinth Reported in Florida Public Lakes and Rivers from 1947-2023.



Water hyacinth reached its apex, covering more than 125,000 acres in 1959. Frequent and consistent management efforts coordinated on a statewide basis have allowed managers to reduce the standing crops of water hyacinth and water lettuce to low levels where they do not impair the multiple uses of Florida waters.

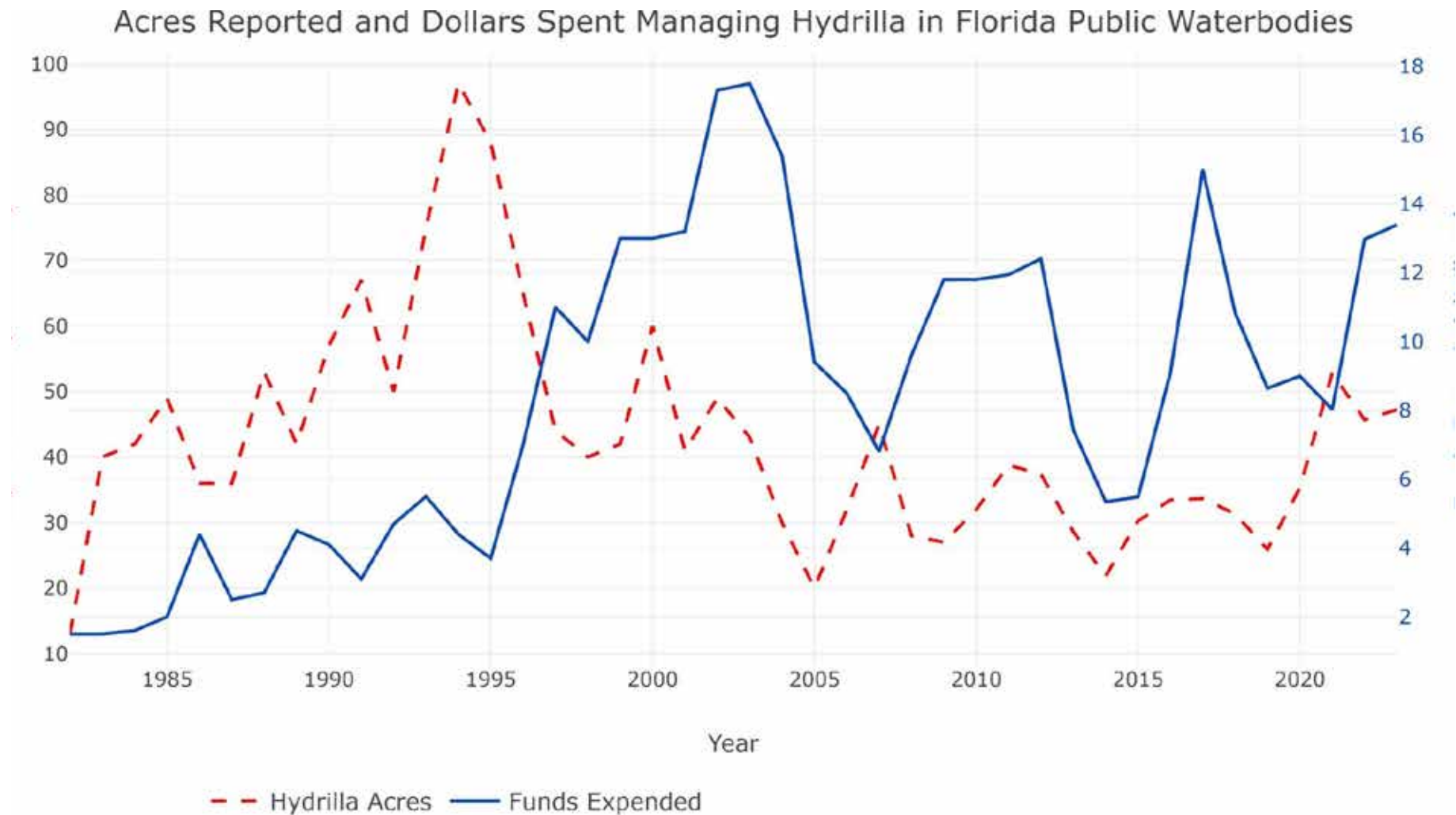
Hydrilla

Figure 3: Number of Public Lakes and Rivers in which Hydrilla was reported in 2023; Reported by range of population size.



139 of the 179 hydrilla populations reported in 2023 covered less than 10 acres, signifying that most are under maintenance control or have met target goals and are at very low levels. Populations exceeding 100 acres are the higher management priorities for 2023.

Figure 4: Acres Reported and Dollars Spent Managing Hydrilla in Florida Public Lakes and Rivers from 1982-2023.



When funds are sufficient, hydrilla can be managed at a low level. When funds decline, hydrilla expands to a high level requiring additional recurring funding for control. Hydrilla reached its apex in Florida public waters in 1994, covering nearly 100,000 acres. Although the standing crop in the collective 179 waters in which hydrilla was reported in 2023 totaled about 47,232 acres, underground tubers, that represent hydrilla's ability to immediately sprout and refill the water column, are estimated at about 68,568 acres.

Table 2: Federal and State Funds Expended during Fiscal Year 2022 - 2023 to control Aquatic Plants in Florida Public Water Bodies.

Plant	Federal	State	Federal+State
Floating	\$96,193	\$3,596,269	\$3,692,462
Hydrilla	\$87,751	\$13,307,811	\$13,395,562
Other Plants	\$159,961	\$2,415,729	\$2,575,690
Administrative	\$0	\$128,204	\$128,204
TOTAL	\$343,905	\$19,448,013	\$19,791,918

Table 3: Acres of Aquatic Plants treated and associated expenditures in Florida Public Waters during Fiscal Year 2022-2023 listed by Plant Type.

Plant	Acres Treated	Expenditures
Hydrilla	26,448	\$13,395,562
Floating Plants	20,010	\$3,692,462
Floating Islands	283	\$1,048,291
Burhead Sedge	2,216	\$625,182
Large-flower primrose-willow	1,463	\$354,690
Wrights Nutrush	597	\$111,472
Crested Floating Heart	79	\$50,332
W. Indian Marsh Grass	139	\$40,679
Tropical American Water Grass	70	\$24,482
Giant Salvinia	51	\$14,184
Torpedo grass	20	\$5,002
Hygrophila	16	\$3,584
Paragrass	8	\$2,163
Wild Taro	2	\$777
Water Spinach	< 1	\$208
Other plants	900	\$294,643
Survey/Admin	n/a	\$128,204
TOTAL	52,303	\$19,791,918

Table 4. Plants Controlled and Management Expenditures by Waterbody in Florida Public Waters during Fiscal Year 2022 - 2023

Key	Description
Waterbody	Name of public waterbody
Waterbody Acres	Surface acres of public waterbody
Contractor	Agency or company that conducts aquatic plant management
AA	Applied Aquatic Management, Inc.
AVC	Aquatic Vegetation Control, Inc.
Brevard	Brevard County
CAS	Coastal Air Services
Citrus	Citrus County
CLR	CLR Aquatic Weed Control, Inc.
FL Env.	Florida Environmental Consultants, Inc.
Highlands	Highlands County
Lake	Lake County
Orange	Orange County
Palm Beach	Palm Beach County
Polk	Polk County
SFWMD	South Florida Water Management District
SJRWMD	St. Johns River Water Management District
SWFWMD	Southwest Florida Water Management District
TAH	Texas Aquatic Harvesting
USACE	U.S. Army Corps of Engineers
Winter Park	City of Winter Park
County	County in which the waterbody lies (Note: many water bodies lie in more than one county, for example: the St. John's River lies in 11 counties, but for convenience has been assigned to St. Johns County)
WMD	Water Management District in which the waterbody lies
Plant Type	Name of plant (note: floating plants=water hyacinth and/or water lettuce)

Key	Description
FY2022-2023 Acres Treated	Sum of acres of plants managed during fiscal year 2022-2023
FY2022-2023 Dollars Spent	Sum of dollars spent managing plants, including assessment and monitoring, during fiscal year 2022-2023
*	Costs associated solely with survey/inspection of waters or snagging of trees where acreage is not reported
**	Zero dollar costs from FWC staff labor or donated time from other gov't cooperators

Waterbody	Waterbody Acres	County	Contractor	WMD	Plant Type	FY 2022-2023 Acres Treated	FY 2022-2023 Dollars Expended
Adelaide, Lake	98	HIGHLANDS	Highlands	SWFWMD	Admin admin	0*	\$187.38
					Cyperus blepharoleptos	1	\$130.34
					Hydrilla verticillata	1	\$942.54
					Sacciolepis striata	0.55	\$79.66
Agnes, Lake	386	POLK	Polk	SWFWMD	Floating Plants	3	\$777.49
Alafia River	371	HILLSBOROUGH	SWFWMD	SWFWMD	Floating Plants	4	\$431.61
Alexander Springs	185	LAKE	Lake	SJRWMD	Floating Plants	108.5	\$13,561.47
Alligator Lake	918	COLUMBIA	FL Env	SRWMD	Cyperus blepharoleptos	14.5	\$2,143.38
					Floating Plants	110.5	\$17,260.42
					Hydrilla verticillata	30	\$23,688.5
					Ludwigia grandiflora hexapetala	9.25	\$2,858.5
					Polygonum glabrum	1.75	\$529.42
					Salix spp	0.1	\$95.11
Alligator Lake	3406	OSCEOLA	SFWMD	SFWMD	Admin admin	0*	\$1,769.99
					Cyperus blepharoleptos	7.5	\$5,852
					Floating Plants	3	\$2,774.31
					Ludwigia grandiflora hexapetala	20.98	\$15,757.34
					Lygodium microphyllum	6.86	\$4,758.37
					Melaleuca quinquenervia	38.63	\$28,081.5

Waterbody	Waterbody Acres	County	Contractor	WMD	Plant Type	FY 2022-2023 Acres Treated	FY 2022-2023 Dollars Expended
Alto, Lake	540	ALACHUA	FL Env	SRWMD	Floating Plants	3	\$1,571.22
					Ludwigia grandiflora hexapetala	1	\$743.63
					Panicum repens	0.25	\$195.22
Annie, Lake	539	POLK	Polk	SWFWMD	Floating Plants	2	\$302.96
					Hydrilla verticillata	0*	\$137.44
Apalachicola River	30000	FRANKLIN	Florida Environmental Consultants(Northwest)	NFWWMD	Cyperus blepharoleptos	3	\$740.94
					Floating Plants	15.75	\$4,623.03
Apopka Beauclair Canal	50	LAKE	Lake	SJRWMD	Admin admin	0*	\$502.46
					Cyperus blepharoleptos	20.125	\$1,991.32
					Floating Plants	85.875	\$6,411.46
					Hydrilla verticillata	62	\$71,886.14
Apopka, Lake	30671	ORANGE	Lake	SJRWMD	Admin admin	0*	\$1,260.73
					Floating Plants	151.5	\$12,193.04
					Hydrilla verticillata	315.757	\$156,112.6
			SJRWMD		Hydrilla verticillata	4,400	\$3,220,175
Apthorpe, Lake	219	HIGHLANDS	Highlands	SWFWMD	Admin admin	0*	\$131.9
					Cyperus blepharoleptos	0.5	\$220.24
					Hydrilla verticillata	0.5	\$507.54
					Ludwigia octovalvis/peruviana	0.275	\$152.95

Waterbody	Waterbody Acres	County	Contractor	WMD	Plant Type	FY 2022-2023 Acres Treated	FY 2022-2023 Dollars Expended
Arbuckle Creek	120	HIGHLANDS	Highlands	SFWMD	Floating Plants	164	\$33,993.9
					Hymenachne amplexicaulis	57.2	\$10,159.59
					Trees (blocking navigation)	0*	\$15,316.88
Arbuckle, Lake	3828	POLK	Polk	SFWMD	Floating Plants	89	\$12,596.48
Ariana, Lake	1026	POLK	Polk	SWFWMD	Floating Plants	1	\$281.09
					Hydrilla verticillata	4.88	\$3,415.94
Ashby, Lake	921	VOLUSIA	AA	SJRWMD	Floating Plants	4.75	\$1,168.51
August, Lake	52	HIGHLANDS	Highlands	SWFWMD	Cyperus blepharoleptos	0.25	\$143.3
					Limnophila sessiliflora	0.75	\$1,234.01
Baldwin, Lake	196	ORANGE	Winter Park	SJRWMD	Cyperus blepharoleptos	0.15	\$187.39
					Hydrilla verticillata	2	\$1,050.33
Banana Lake	342	POLK	Polk	SWFWMD	Floating Plants	71	\$21,854.89
					Hydrilla verticillata	5.1	\$2,893.09
Bayou Chico	235	ESCAMBIA	Florida Environmental Consultants(Northwest)	NWFWMD	Salvinia molesta	9	\$2,345.88
			FWC-IPM		Salvinia molesta	2	\$96.25
Beakman Lake	94	LAKE	Lake	SJRWMD	Admin admin	0*	\$224.72
Beauclair, Lake	1111	LAKE	Lake	SJRWMD	Admin admin	0*	\$81.37
					Cyperus blepharoleptos	1.5	\$181.59
					Floating Plants	5.875	\$780.88

Waterbody	Waterbody Acres	County	Contractor	WMD	Plant Type	FY 2022-2023 Acres Treated	FY 2022-2023 Dollars Expended
Bee Haven Bay	1300	HAMILTON	FL Env	SRWMD	Floating Plants	0.5	\$156.87
					Hydrilla verticillata	1.5	\$1,045.5
Bill Evers Reservoir	269	MANATEE	AA	SWFWMD	Floating Plants	1	\$368.34
					Hydrilla verticillata	0.0091	\$51.55
Blanche, Lake	121	ORANGE	Orange	SFWMD	Hydrilla verticillata	0*	\$1,042.25
Blue Cypress Lake	6666	INDIAN RIVER	SJRWMD	SJRWMD	Floating Plants	70.5	\$9,593.82
Blue Lake	56	VOLUSIA	AA	SJRWMD	Cyperus blepharoleptos	0.75	\$119.12
					Floating Plants	2.25	\$462.76
					Hydrilla verticillata	0.1818	\$135.04
Blue, Lake	118	POLK	Polk	SWFWMD	Admin admin	0*	\$107.49
Bobby Hicks Pond	25	HILLSBOROUGH	AA	SWFWMD	Floating Plants	2.5	\$618.93
Boggy Creek	360	NASSAU	Applied Aquatic Management, Inc - SJN	SJRWMD	Floating Plants	0.5	\$387.18
Bonnet, Lake	260	HIGHLANDS	Highlands	SWFWMD	Cyperus blepharoleptos	0.25	\$142.51
					Floating Plants	0.25	\$98.54
Bonny, Lake	354	POLK	Polk	SWFWMD	Hydrilla verticillata	36.56	\$26,239.68
Braden River	220	MANATEE	AA	SWFWMD	Cyperus blepharoleptos	10.25	\$1,641.24
					Floating Plants	60	\$8,906.71
					Hydrilla verticillata	1.636	\$2,374.09
					Urochloa mutica	0.1	\$26.79
Brick Lake	616	OSCEOLA	SFWMD	SFWMD	Admin admin	0*	\$350

Waterbody	Waterbody Acres	County	Contractor	WMD	Plant Type	FY 2022-2023 Acres Treated	FY 2022-2023 Dollars Expended
					Floating Plants	2.75	\$1,707.76
Bryant, Lake	767	MARION	Applied Aquatic Management, Inc - SJN	SJRWMD	Cyperus blepharoleptos	3.85	\$1,715.16
					Hydrilla verticillata	1.467	\$3,104.86
Buckeye Lake	71	POLK	Polk	SWFWMD	Floating Plants	0.5	\$135.73
					Hydrilla verticillata	0*	\$235.41
Buffum, Lake	1543	POLK	Polk	SWFWMD	Floating Plants	7.5	\$1,885.72
Bugg Springs	7	LAKE	Lake	SJRWMD	Admin admin	0*	\$59.94
					Cyperus blepharoleptos	2	\$107.43
					Floating Plants	5.5	\$581.49
Butler, Lake	1665	ORANGE	Orange	SFWMD	Cyperus blepharoleptos	0.15	\$53.54
					Floating Plants	0.25	\$442.95
					Hydrilla verticillata	2.5	\$4,441.04
Butler, Lake	420	UNION	FL Env	SRWMD	Floating Plants	0.25	\$145.94
					Ludwigia grandiflora hexapetala	2	\$698.12
					Panicum repens	3.5	\$1,321.94
C-XVIII watershed	150	PALM BEACH	AVC	SFWMD	Nymphoides cristata	2	\$383
Cannon Lake	336	POLK	Polk	SWFWMD	Floating Plants	1	\$196.33
					Hydrilla verticillata	0*	\$334.74
Carlton, Lake	382	ORANGE	Lake	SJRWMD	Admin admin	0*	\$48.66

Waterbody	Waterbody Acres	County	Contractor	WMD	Plant Type	FY 2022-2023 Acres Treated	FY 2022-2023 Dollars Expended
					Floating Plants	2	\$499.91
Carr Lake	400	LEON	Florida Environmental Consultants(Northwest)	NWFWMD	Cyperus blepharoleptos	17.5	\$4,843.36
					Floating Plants	1	\$385.17
Carrie, Lake	65	HIGHLANDS	Highlands	SWFWMD	Colocasia esculenta	0.25	\$143.3
					Cyperus blepharoleptos	0.25	\$76.95
Center, Lake	410	OSCEOLA	SFWMD	SFWMD	Admin admin	0*	\$638.73
					Cyperus blepharoleptos	4.5	\$3,330.04
					Floating Plants	2	\$1,800.91
					Ludwigia grandiflora hexapetala	55.54	\$15,689.43
Charles, Lake	352	MARION	Applied Aquatic Management, Inc - SJN	SJRWMD	Floating Plants	1.5	\$925.63
Chase, Lake	135	ORANGE	Orange	SFWMD	Hydrilla verticillata	0*	\$402.67
Chassahowitzka River	1000	CITRUS	Citrus	SWFWMD	Hydrilla verticillata	2	\$1,878.78
Cherry Lake	479	MADISON	FL Env	SRWMD	Floating Plants	1.5	\$1,054.73
					Hydrilla verticillata	2	\$1,693.22
Cherry, Lake	396	LAKE	Lake	SJRWMD	Cyperus blepharoleptos	4.5	\$185.42
					Ludwigia grandiflora hexapetala	5	\$585.8
Chipola River	290	JACKSON	Florida Environmental Consultants(Northwest)	NWFWMD	Floating Plants	27.5	\$11,984.29

Waterbody	Waterbody Acres	County	Contractor	WMD	Plant Type	FY 2022-2023 Acres Treated	FY 2022-2023 Dollars Expended
Choctawhatchee River	380	WALTON	Florida Environmental Consultants(Northwest)	NWFWMD	Floating Plants	6	\$3,881.88
Clark Lake	126	BREVARD	AA	SJRWMD	Floating Plants	0.5	\$108.15
Clarke, Lake	33	PALM BEACH	Palm Beach	SFWMD	Floating Plants	9	\$6,879.33
Clay Lake	467	HIGHLANDS	Highlands	SWFWMD	Admin admin	0*	\$197.85
					Cyperus blepharoleptos	0.25	\$209.65
					Hydrilla verticillata	19	\$18,526.19
Clear Lake	339	ORANGE	AA	SFWMD	Ipomoea aquatica	0.125	\$180.17
			FWC-IPM		Hydrilla verticillata	95	\$732
Clearwater Lake	37	PUTNAM	FL Env	SRWMD	Cyperus blepharoleptos	0.25	\$78.15
					Floating Plants	0.25	\$78.44
Clinch, Lake	1207	POLK	Polk	SWFWMD	Floating Plants	1	\$305.94
Conine, Lake	236	POLK	Polk	SWFWMD	Floating Plants	1	\$207.46
					Hydrilla verticillata	0*	\$171.81
Conway, Lake	1767	ORANGE	FWC-IPM	SJRWMD	Hydrilla verticillata	250	\$9,558
			Orange		Hydrilla verticillata	8.1	\$14,128.15
					Hygrophila polysperma	0.4	\$118.56
Coon Lake	148	OSCEOLA	SFWMD	SFWMD	Admin admin	0*	\$516.01
					Cyperus blepharoleptos	1	\$1,415.37
					Floating Plants	2.5	\$2,332.94
					Ludwigia grandiflora hexapetala	20.99	\$7,432.85

Waterbody	Waterbody Acres	County	Contractor	WMD	Plant Type	FY 2022-2023 Acres Treated	FY 2022-2023 Dollars Expended
Corbett WMA ponds	12	PALM BEACH	AVC	SFWMD	Azolla pinnata	2	\$256.25
					Cyperus blepharoleptos	9	\$1,911.13
					Floating Plants	8.5	\$1,444.03
					Nymphoides cristata	20	\$6,636.29
Crescent Lake	143	LAKE	Lake	SJRWMD	Admin admin	0*	\$32.65
					Cyperus blepharoleptos	1.5	\$386.61
Crooked Lake	5538	POLK	Polk	SFWMD	Cyperus blepharoleptos	14	\$4,418.51
					Floating Plants	19	\$3,353.58
Crooked River	900	FRANKLIN	Florida Environmental Consultants(Northwest)	NFWFMD	Azolla pinnata	27.2	\$11,255.89
					Cyperus blepharoleptos	10	\$3,515.05
Crosby Lake	558	BRADFORD	FL Env	SRWMD	Ludwigia grandiflora hexapetala	1	\$415.04
Cross Florida Barge Canal	75	PUTNAM	FL Env	SJRWMD	Floating Plants	66.5	\$9,566.67
Crystal River	1650	CITRUS	Citrus	SWFWMD	Filamentous algae	0*	\$537.69
					Lyngbya spp	0*	\$1,658.31
					Myriophyllum spicatum	0*	\$131.41
Crystal, Lake	31	POLK	Polk	SWFWMD	Admin admin	0*	\$87.09
Cypress Lake	4097	OSCEOLA	AA	SFWMD	Floating Plants	83	\$20,298.96
					Ludwigia grandiflora hexapetala	225	\$52,669.21
			SFWMD		Admin admin	0*	\$206.68

Waterbody	Waterbody Acres	County	Contractor	WMD	Plant Type	FY 2022-2023 Acres Treated	FY 2022-2023 Dollars Expended
					Floating Plants	76	\$18,034.4
Cypress Lake	14	VOLUSIA	AA	SJRWMD	Cyperus blepharoleptos	0.75	\$119.12
					Tussocks	0.25	\$80.51
Daisy, Lake	133	POLK	Polk	SWFWMD	Admin admin	0*	\$665.3
					Hydrilla verticillata	23.5	\$11,274.04
Dal Housie, Lake	243	LAKE	Lake	SJRWMD	Admin admin	0*	\$416.81
					Hydrilla verticillata	1.36	\$783.79
Damon Lake	282	HIGHLANDS	Highlands	SWFWMD	Admin admin	0*	\$187.38
					Cyperus blepharoleptos	0.5	\$109.13
					Hydrilla verticillata	1	\$906.29
David, Lake	50	LAKE	Lake	SJRWMD	Admin admin	0*	\$29.98
					Cyperus blepharoleptos	0.5	\$166.93
Davis Lake	9	BAY	Florida Environmental Consultants(Northwest)	NWFWMD	Cyperus blepharoleptos	0.5	\$351.88
					Floating Plants	0.25	\$101.17
Dead River	148	LAKE	Lake	SJRWMD	Admin admin	0*	\$190.78
					Floating Plants	2	\$402.97
					Hydrilla verticillata	7.119	\$4,162.62
					Nymphoides cristata	3.5	\$2,808.6
Deaton, Lake	778	SUMTER	SWFWMD	SWFWMD	Cyperus blepharoleptos	9.2	\$1,513.95
					Hydrilla verticillata	1.085	\$2,872.27

Waterbody	Waterbody Acres	County	Contractor	WMD	Plant Type	FY 2022-2023 Acres Treated	FY 2022-2023 Dollars Expended
					Tussocks	1.5	\$233.64
Deer Lake	125	POLK	Polk	SWFWMD	Admin admin	0*	\$668.54
					Hydrilla verticillata	121.68	\$130,198.2
					Typha spp	0.5	\$102.65
Deer Point Lake	5000	BAY	Florida Environmental Consultants(Northwest)	NFWWMD	Salvinia molesta	10	\$2,756.56
					Trees (blocking navigation)	0*	\$187.5
			FWC-IPM		Salvinia molesta	28.95	\$6,343.64
Deeson, Lake	117	POLK	Polk	SWFWMD	Hydrilla verticillata	0*	\$104.5
Delancey Lake	382	MARION	Applied Aquatic Management, Inc - SJN	SJRWMD	Cyperus blepharoleptos	1.15	\$1,125.01
Dias, Lake	659	VOLUSIA	AA	SJRWMD	Cyperus blepharoleptos	0.25	\$114.9
					Floating Plants	0.75	\$248.12
					Panicum repens	0.75	\$499.76
Dinner Lake	379	HIGHLANDS	Highlands	SWFWMD	Cyperus blepharoleptos	0.25	\$142.51
					Hydrilla verticillata	1	\$906.29
Disston, Lake	1912	FLAGLER	Applied Aquatic Management, Inc - SJN	SJRWMD	Floating Plants	17.5	\$3,079.02
Dora, Lake	4475	LAKE	Lake	SJRWMD	Admin admin	0*	\$1,119.68
					Floating Plants	20.25	\$5,168.47
					Hydrilla verticillata	135.601	\$117,431.7
					Nymphoides cristata	2.25	\$1,853.68

Waterbody	Waterbody Acres	County	Contractor	WMD	Plant Type	FY 2022-2023 Acres Treated	FY 2022-2023 Dollars Expended
Dorr, Lake	1533	LAKE	Lake	SJRWMD	Cyperus blepharoleptos	5.5	\$818.92
					Floating Plants	1	\$117.37
Down, Lake	872	ORANGE	Orange	SFWMD	Cyperus blepharoleptos	1.5	\$740.33
					Hydrilla verticillata	0.9	\$2,527.06
Dry Creek	1.5	JACKSON	Florida Environmental Consultants(Northwest)	NFWWMD	Floating Plants	12	\$3,722.29
					Schoenoplectus californicus/validus	1	\$258.86
Eagle Lake	651	POLK	Polk	SWFWMD	Hydrilla verticillata	5.22	\$4,662.42
Eagle Lake FMA	100	HAMILTON	FL Env	SRWMD	Floating Plants	1.5	\$648.88
East Lake Tohopekaliga	12546	OSCEOLA	SFWMD	SFWMD	Admin admin	0*	\$2,772.65
					Cyperus blepharoleptos	168	\$40,251.97
					Floating Plants	213	\$69,696.9
					Hydrilla verticillata	96.5	\$50,690.97
					Hymenachne amplexicaulis	6	\$7,585.21
					Ludwigia grandiflora hexapetala	332.09	\$66,706.33
Easy, Lake	398	POLK	Polk	SWFWMD	Hydrilla verticillata	0*	\$121.91
Eaton, Lake	307	MARION	Applied Aquatic Management, Inc - SJN	SJRWMD	Cyperus blepharoleptos	17	\$2,704.93
					Floating Plants	10	\$1,832.98

Waterbody	Waterbody Acres	County	Contractor	WMD	Plant Type	FY 2022-2023 Acres Treated	FY 2022-2023 Dollars Expended
Echo, Lake	69	POLK	Polk	SWFWMD	Hydrilla verticillata	5.7	\$5,730.13
Econlockhatchee River	120	SEMINOLE	SJRWMD	SJRWMD	Floating Plants	0*	\$419.97
Ed Medard Reservoir	647	HILLSBOROUGH	SWFWMD	SWFWMD	Floating Plants	133	\$14,109.07
					Hydrilla verticillata	14	\$10,327.48
Elbert, Lake	173	POLK	Polk	SWFWMD	Hydrilla verticillata	0*	\$935.36
Eloise, Lake	1160	POLK	Polk	SWFWMD	Floating Plants	2	\$767.94
					Hydrilla verticillata	10.38	\$10,329.11
Emma, Lake	175	LAKE	Lake	SJRWMD	Cyperus blepharoleptos	0.875	\$279.19
Eustis, Lake	7806	LAKE	Lake	SJRWMD	Admin admin	0*	\$1,131.09
					Floating Plants	51.125	\$6,118.85
					Hydrilla verticillata	8.299	\$7,984.3
					Nymphoides cristata	18.97	\$16,619.06
					Typha spp	0.25	\$81.18
Eva Lake	176	POLK	Polk	SWFWMD	Hydrilla verticillata	160	\$136,320.2
Fairview, Lake	401	ORANGE	AA	SJRWMD	Cyperus blepharoleptos	0.3125	\$276.73
					Floating Plants	0.125	\$136.2
					Ipomoea aquatica	0.1	\$28.02
					Nymphoides cristata	5.4625	\$4,494.94
					Panicum repens	0.05	\$24.34
Fish Lake	221	OSCEOLA	FWC-IPM	SFWMD	Hydrilla verticillata	110	\$732
			SFWMD		Admin admin	0*	\$420

Waterbody	Waterbody Acres	County	Contractor	WMD	Plant Type	FY 2022-2023 Acres Treated	FY 2022-2023 Dollars Expended
					Floating Plants	7	\$3,724.21
					Hydrilla verticillata	0*	\$587.05
Fisheating Creek	280	GLADES	AA	SFWMD	Floating Plants	221.75	\$39,494.22
					Hymenachne amplexicaulis	4	\$885.66
					Luziola subintegra	1	\$271.18
Fox Lake	162	BREVARD	AA	SJRWMD	Cyperus blepharoleptos	21.5	\$3,668.13
					Floating Plants	36	\$6,008.95
					Tussocks	14	\$2,410.67
Francis, Lake	539	HIGHLANDS	Highlands	SWFWMD	Cyperus blepharoleptos	0.25	\$143.3
					Floating Plants	0.25	\$143.3
					Hydrilla verticillata	0.5	\$507.54
Gant, Lake and Canal	150	SUMTER	AA	SWFWMD	Hydrilla verticillata	187.046	\$107,720.5
			SWFWMD		Floating Plants	31.32	\$4,118.3
					Hydrilla verticillata	0.05	\$409.75
Garfield, Lake	655	POLK	Polk	SWFWMD	Cyperus blepharoleptos	20	\$3,273.79
					Floating Plants	4	\$603.31
Gatlin, Lake	63	ORANGE	Orange	SJRWMD	Hydrilla verticillata	0.5	\$1,400.23
Gator, Lake	114	POLK	Polk	SWFWMD	Floating Plants	4	\$595.97
Gentry, Lake	1791	OSCEOLA	SFWMD	SFWMD	Admin admin	0*	\$1,196.95
					Cyperus blepharoleptos	8	\$4,127.22

Waterbody	Waterbody Acres	County	Contractor	WMD	Plant Type	FY 2022-2023 Acres Treated	FY 2022-2023 Dollars Expended
					Floating Plants	15.99	\$8,138.48
					Hymenachne amplexicaulis	0.5	\$1,132.37
Georges Lake	816	PUTNAM	FL Env	SRWMD	Cyperus blepharoleptos	2.5	\$668.97
					Floating Plants	2.25	\$1,402.27
Gibson, Lake	474	POLK	Polk	SWFWMD	Floating Plants	4	\$732.21
					Hydrilla verticillata	0.013	\$290.68
Gleason, Lake	119	VOLUSIA	AA	SJRWMD	Cyperus blepharoleptos	1	\$348.44
					Cyperus prolifer	0.15	\$52.79
					Floating Plants	0.25	\$179.4
					Panicum repens	0.1	\$70.99
					Tussocks	0.25	\$147.48
Glenada, Lake	150	HIGHLANDS	Highlands	SWFWMD	Cyperus blepharoleptos	0.25	\$143.3
					Floating Plants	0.25	\$143.3
					Hydrilla verticillata	2	\$1,740.04
Grandin, Lake	350	PUTNAM	FL Env	SRWMD	Cyperus blepharoleptos	1	\$380.38
					Floating Plants	0.25	\$123.44
					Hydrilla verticillata	0.1	\$617.5
Grasshopper Lake	213	LAKE	Lake	SJRWMD	Admin admin	0*	\$33.54
Grassy Lake	59	POLK	Polk	SWFWMD	Hydrilla verticillata	10.566	\$7,141.46
Griffin, Lake	17382	LAKE	Lake	SJRWMD	Admin admin	0*	\$2,618.16

Waterbody	Waterbody Acres	County	Contractor	WMD	Plant Type	FY 2022-2023 Acres Treated	FY 2022-2023 Dollars Expended
					Cyperus blepharoleptos	15	\$1,073.62
					Floating Plants	148.125	\$14,563.12
					Hydrilla verticillata	527.125	\$312,772.8
					Nymphoides cristata	0.68	\$1,104.56
					Tussocks	2.5	\$522.66
			SJRWMD		Admin admin	0*	\$357.02
					Floating Plants	29.75	\$7,020.57
					Nuphar advena	1	\$66.88
Guana River	1800	SAINT JOHNS	Applied Aquatic Management, Inc - SJN	SJRWMD	Floating Plants	29	\$4,154.7
					Typha spp	3	\$731.16
Haines Creek	780	LAKE	Lake	SJRWMD	Admin admin	0*	\$44.98
					Floating Plants	1.25	\$285.26
Haines, Lake	716	POLK	Polk	SWFWMD	Floating Plants	20	\$3,160.5
Half Moon Lake	340	MARION	Applied Aquatic Management, Inc - SJN	SJRWMD	Cyperus blepharoleptos	0.75	\$1,214.97
Hall, Lake	172	LEON	Florida Environmental Consultants(Northwest)	NFWWMD	Cabomba caroliniana	1	\$460
			FWC-IPM		Azolla pinnata	0.75	\$3,597.05
Halls River	100	CITRUS	Citrus	SWFWMD	Hydrilla verticillata	0*	\$360.57
					Lyngbya spp	0*	\$123.92
Hamilton, Lake	2126	POLK	Polk	SWFWMD	Floating Plants	4	\$478.2

Waterbody	Waterbody Acres	County	Contractor	WMD	Plant Type	FY 2022-2023 Acres Treated	FY 2022-2023 Dollars Expended
					Hydrilla verticillata	0*	\$93.93
					Nuphar advena	0.5	\$94.37
					Trees (blocking navigation)	0*	\$14,500
Hampton Lake	823	BRADFORD	FL Env	SRWMD	Cyperus blepharoleptos	0.25	\$280.94
Hancock, Lake	4519	POLK	Polk	SWFWMD	Floating Plants	92	\$11,991.55
Hardee Lakes FMA	374	HARDEE	AA	SWFWMD	Cyperus blepharoleptos	4	\$917.02
					Floating Plants	0.4	\$180.83
					Hydrilla verticillata	1.3764	\$2,976.22
					Panicum repens	0.75	\$507.31
					Typha spp	0.25	\$167.49
			FWC-IPM		Hydrilla verticillata	100	\$732
Harris, Lake	13788	LAKE	Lake	SJRWMD	Admin admin	0*	\$2,348.4
					Cyperus blepharoleptos	1.5	\$198.33
					Floating Plants	46.75	\$6,972.06
					Hydrilla verticillata	311.214	\$230,849.6
Hart, Lake	1850	ORANGE	Orange	SFWMD	Cyperus blepharoleptos	9.75	\$3,886.72
					Floating Plants	0.5	\$25.73
					Ludwigia grandiflora hexapetala	7.75	\$2,231.38
			SFWMD		Admin admin	0*	\$350
					Cyperus blepharoleptos	4	\$1,531.83

Waterbody	Waterbody Acres	County	Contractor	WMD	Plant Type	FY 2022-2023 Acres Treated	FY 2022-2023 Dollars Expended
					Floating Plants	1	\$610.46
					Ludwigia grandiflora hexapetala	6.5	\$3,250.78
Hartridge, Lake	434	POLK	Polk	SWFWMD	Hydrilla verticillata	0*	\$209.6
Hatchineha, Lake	6665	OSCEOLA	AA	SFWMD	Cyperus blepharoleptos	39.5	\$4,828.67
					Floating Plants	330.5	\$54,278.94
					Ludwigia grandiflora hexapetala	187	\$39,100.06
					Nymphoides cristata	5.15	\$6,097.63
			Polk		Floating Plants	13.5	\$1,775.77
Helen, Lake	26	VOLUSIA	AA	SJRWMD	Hydrilla verticillata	1.045	\$2,732.12
Helena Run	38	LAKE	Lake	SJRWMD	Admin admin	0*	\$89.92
					Cyperus blepharoleptos	6.25	\$320.78
					Floating Plants	12.5	\$1,196.6
Hellen-Blazes, Lake	255	BREVARD	SJRWMD	SJRWMD	Floating Plants	37	\$4,105.35
Henry, Lake	64	HIGHLANDS	Highlands	SWFWMD	Floating Plants	0*	\$132.7
Hiawatha, Lake	48	LAKE	Lake	SJRWMD	Admin admin	0*	\$93.48
					Cyperus blepharoleptos	7.5	\$314.49
					Ludwigia grandiflora hexapetala	9.25	\$1,632.98
Hicpochee, Lake	5459	GLADES	AA	SFWMD	Floating Plants	40.5	\$5,967.09
Hillsborough River	800	HILLSBOROUGH	AA	SWFWMD	Floating Plants	126.5	\$19,538.39

Waterbody	Waterbody Acres	County	Contractor	WMD	Plant Type	FY 2022-2023 Acres Treated	FY 2022-2023 Dollars Expended
					Ludwigia grandiflora hexapetala	1.5	\$327.87
Holdens Pond	80	ALACHUA	Applied Aquatic Management, Inc - SJN	SJRWMD	Cyperus blepharoleptos	1	\$274.13
					Floating Plants	2.5	\$635.35
					Polygonum glabrum	1	\$233.33
Hollingsworth, Lake	356	POLK	Polk	SWFWMD	Hydrilla verticillata	98.98	\$50,904.94
Holly Lake	98	LAKE	Lake	SJRWMD	Admin admin	0*	\$479.58
Homosassa River	800	CITRUS	Citrus	SWFWMD	Filamentous algae	0*	\$195.52
					Lyngbya spp	0*	\$340.78
Howard, Lake	628	POLK	Polk	SWFWMD	Admin admin	0*	\$405.19
Huckleberry Creek	25	FRANKLIN	Florida Environmental Consultants(Northwest)	NWFWMD	Cyperus blepharoleptos	3.5	\$1,331.29
					Floating Plants	1.5	\$916.52
Hunt, Lake	58	LAKE	Lake	SJRWMD	Cyperus blepharoleptos	0.25	\$112.88
					Floating Plants	0.375	\$157.11
					Ludwigia grandiflora hexapetala	0.5	\$140.36
Hunter's Lake	302	HERNANDO	SWFWMD	SWFWMD	Cyperus blepharoleptos	11	\$2,355.88
					Hydrilla verticillata	0.5	\$117.76
Hunter, Lake	100	POLK	Polk	SWFWMD	Admin admin	0*	\$71.14

Waterbody	Waterbody Acres	County	Contractor	WMD	Plant Type	FY 2022-2023 Acres Treated	FY 2022-2023 Dollars Expended
					Hydrilla verticillata	0*	\$87.09
Huntley, Lake	500	HIGHLANDS	FWC-IPM	SWFWMD	Hydrilla verticillata	340	\$2,488.8
			Highlands		Cyperus blepharoleptos	4.5	\$588.82
					Floating Plants	0.5	\$153.89
Iamonia, Lake	5757	LEON	Florida Environmental Consultants(Northwest)	NWFWMD	Azolla pinnata	35.75	\$9,445.85
					Cyperus blepharoleptos	146.75	\$43,502.18
					Floating Plants	27.5	\$9,921.66
					Hydrilla verticillata	4	\$2,349.79
Ida, Lake	159	PALM BEACH	Palm Beach	SFWMD	Floating Plants	11.5	\$7,696.34
					Nymphoides cristata	1	\$576.8
					Typha spp	1	\$647.11
Idyl, Lake	20	POLK	Polk	SWFWMD	Admin admin	0*	\$71.65
					Floating Plants	2.5	\$421.99
Idylwild, Lake	102	POLK	Polk	SWFWMD	Hydrilla verticillata	19.75	\$11,323.22
Isabell, Lake	95	HIGHLANDS	Highlands	SWFWMD	Admin admin	0*	\$187.38
					Cyperus blepharoleptos	1.5	\$195.5
					Floating Plants	1	\$130.34
					Hydrilla verticillata	1	\$906.29
Isleworth Lake	56	ORANGE	Orange	SFWMD	Hydrilla verticillata	0*	\$197.87

Waterbody	Waterbody Acres	County	Contractor	WMD	Plant Type	FY 2022-2023 Acres Treated	FY 2022-2023 Dollars Expended
					Hygrophila polysperma	0.6	\$553.62
Istokpoga, Lake	27692	HIGHLANDS	Highlands	SFWMD	Admin admin	0*	\$915.68
					Cyperus blepharoleptos	136	\$24,034.77
					Cyperus prolifer	6.6	\$995.98
					Floating Plants	789	\$153,992.5
					Tussocks	0.25	\$1,282.54
Ivanhoe, Lake	125	ORANGE	AA	SJRWMD	Floating Plants	1.5	\$601.68
					Hydrilla verticillata	56	\$64,178.63
			FWC-IPM		Hydrilla verticillata	50	\$732
Jackson Creek	50	HIGHLANDS	Highlands	SWFWMD	Floating Plants	1	\$569.54
Jackson, Lake	3400	HIGHLANDS	Highlands	SWFWMD	Cyperus blepharoleptos	0.5	\$220.25
					Floating Plants	0.25	\$209.65
Jackson, Lake	4000	LEON	CLR	NWFWMD	Tussocks	12	\$15,000
			Florida Environmental Consultants(Northwest)		Cyperus blepharoleptos	7.5	\$2,075.04
					Floating Plants	5	\$1,085.46
Jackson, Lake	1020	OSCEOLA	CAS	SFWMD	Nuphar advena	67	\$8,194.77
			SFWMD		Admin admin	0*	\$1,513.62
					Cyperus blepharoleptos	26	\$167,726.9
					Floating Plants	199.5	\$55,629.16

Waterbody	Waterbody Acres	County	Contractor	WMD	Plant Type	FY 2022-2023 Acres Treated	FY 2022-2023 Dollars Expended
					Hymenachne amplexicaulis	48	\$16,090.3
					Ludwigia grandiflora hexapetala	40	\$12,874.56
					Polygonum glabrum	24	\$5,049.04
Jessamine, Lake	306	ORANGE	Orange	SJRWMD	Hydrilla verticillata	0*	\$1,360.22
Jessie, Lake	190	POLK	Polk	SWFWMD	Hydrilla verticillata	34.66	\$30,763.94
Jesup, Lake	8057	SEMINOLE	AA	SJRWMD	Cyperus blepharoleptos	3	\$369.41
					Floating Plants	161	\$31,110.82
					Ludwigia grandiflora hexapetala	42.5	\$8,411.85
					Schoenoplectus californicus/validus	1.5	\$286.35
John Wood, Lake	250	POLK	Polk	SWFWMD	Floating Plants	18	\$2,817.18
Johns Lake	2417	ORANGE	FWC-IPM	SJRWMD	Hydrilla verticillata	1,750	\$3,825.74
			Lake		Azolla pinnata	2.5	\$197.15
					Cyperus blepharoleptos	11.625	\$769.47
					Floating Plants	58.125	\$5,849.91
Johnson Lake	52	ALACHUA	Applied Aquatic Management, Inc - SJN	SRWMD	Cyperus blepharoleptos	0.25	\$75.39
					Floating Plants	0.45	\$385.23
Josephine, Lake	1236	HIGHLANDS	Highlands	SWFWMD	Admin admin	0*	\$261.64

Waterbody	Waterbody Acres	County	Contractor	WMD	Plant Type	FY 2022-2023 Acres Treated	FY 2022-2023 Dollars Expended
					Cyperus blepharoleptos	18	\$3,811.32
					Floating Plants	142	\$23,414.89
					Hymenachne amplexicaulis	4.4	\$1,643.44
Juliana, Lake	926	POLK	Polk	SWFWMD	Floating Plants	4	\$804.96
June-In-Winter, Lake	3504	HIGHLANDS	Highlands	SWFWMD	Admin admin	0*	\$374.76
					Colocasia esculenta	0.25	\$209.65
					Cyperus blepharoleptos	0.25	\$143.3
					Floating Plants	0.25	\$209.65
					Hydrilla verticillata	1	\$906.29
					Nuphar advena	1.1	\$341.02
Juniper Lake FMA	670	WALTON	Florida Environmental Consultants(Northwest)	NFWWMD	Bacopa caroliniana	3	\$2,197.7
					Cyperus blepharoleptos	0.5	\$149.31
Kerr, Lake	2830	MARION	Applied Aquatic Management, Inc - SJN	SJRWMD	Cyperus blepharoleptos	5.5	\$2,540.73
					Floating Plants	2.75	\$1,044.74
Kissimmee River	2983	OSCEOLA	AA	SFWMD	Floating Plants	706	\$111,440.1
			SFWMD		Floating Plants	80	\$15,968.21
Kissimmee, Lake	34948	OSCEOLA	AA	SFWMD	Cyperus blepharoleptos	6.5	\$1,050.08
					Floating Plants	1,539.25	\$258,104.4

Waterbody	Waterbody Acres	County	Contractor	WMD	Plant Type	FY 2022-2023 Acres Treated	FY 2022-2023 Dollars Expended
					Hydrilla verticillata	20	\$9,491.2
					Ludwigia grandiflora hexapetala	96	\$26,179.92
			Polk		Floating Plants	16	\$2,990.16
			SFWMD		Floating Plants	0*	\$475.34
Lafayette Lake	2000	LEON	Florida Environmental Consultants(Northwest)	NWFWMD	Cyperus blepharoleptos	25.75	\$8,103.5
					Floating Plants	2.5	\$863.02
					Hydrilla verticillata	10	\$5,595.06
					Nuphar advena	2.25	\$386.93
					Nymphaea odorata	2	\$371.72
					Pontederia cordata	2.5	\$402.15
Laurie Lake	7	GADSDEN	FWC-IPM	NWFWMD	Salvinia molesta	1.4	\$2,641.94
Lawne, Lake	156	ORANGE	AA	SJRWMD	Cyperus blepharoleptos	1	\$388.31
					Floating Plants	2	\$733.48
Lelia, Lake	165	HIGHLANDS	Highlands	SWFWMD	Floating Plants	0.5	\$151.24
					Hydrilla verticillata	1	\$906.29
Lena, Lake	207	POLK	Polk	SWFWMD	Floating Plants	2	\$366.55
Letta Lake	478	HIGHLANDS	Highlands	SWFWMD	Admin admin	0*	\$187.38

Waterbody	Waterbody Acres	County	Contractor	WMD	Plant Type	FY 2022-2023 Acres Treated	FY 2022-2023 Dollars Expended
					Cyperus blepharoleptos	0.5	\$220.24
					Floating Plants	0.25	\$143.3
					Hydrilla verticillata	1	\$906.29
					Mimosa pigra	2.2	\$337.59
Lindsey, Lake	137	HERNANDO	SWFWMD	SWFWMD	Cyperus blepharoleptos	25	\$2,647.17
					Floating Plants	1	\$84.45
Link Lake	28	POLK	Polk	SWFWMD	Hydrilla verticillata	0*	\$274.64
Little Fish Lake	23	ORANGE	Orange	SJRWMD	Cyperus prolifer	0.5	\$427.02
					Hydrilla verticillata	0*	\$426.96
Little Lake Sawgrass	74	BREVARD	SJRWMD	SJRWMD	Floating Plants	8	\$1,076.46
Little Orange Lake	818	ALACHUA	Applied Aquatic Management, Inc - SJN	SJRWMD	Cyperus blepharoleptos	1.25	\$291
					Floating Plants	8.25	\$2,078.75
Little Red Water Lake	329	HIGHLANDS	Highlands	SWFWMD	Cyperus blepharoleptos	2	\$258.18
					Cyperus prolifer	0.5	\$107.89
					Ludwigia octovalvis/peruviana	0.825	\$147.45
Livingston, Lake	1203	POLK	Polk	SFWMD	Floating Plants	4	\$828.41
Lizzie, Lake	792	OSCEOLA	SFWMD	SFWMD	Admin admin	0*	\$455
					Cyperus blepharoleptos	1.75	\$1,372.81
					Ludwigia grandiflora hexapetala	2	\$1,392.85

Waterbody	Waterbody Acres	County	Contractor	WMD	Plant Type	FY 2022-2023 Acres Treated	FY 2022-2023 Dollars Expended
Lochloosa Lake	5705	ALACHUA	Applied Aquatic Management, Inc - SJN	SJRWMD	Cyperus blepharoleptos	16	\$4,866.64
					Floating Plants	137.25	\$30,462.34
					Hydrilla verticillata	32	\$12,113
Lotela, Lake	802	HIGHLANDS	Highlands	SWFWMD	Cyperus blepharoleptos	0.25	\$143.3
					Cyperus prolifer	0.25	\$143.3
					Hydrilla verticillata	1	\$906.29
Loughman Lake	654	BREVARD	AA	SJRWMD	Floating Plants	1	\$216.31
Louisa Lake	3364	LAKE	Lake	SJRWMD	Admin admin	0*	\$149.86
					Cyperus blepharoleptos	13	\$1,756.97
					Floating Plants	0.25	\$148.61
Louise, Lake	145	ORANGE	AA	SFWMD	Hydrilla verticillata	50	\$60,760
			Orange		Hydrilla verticillata	0*	\$923.56
Lower Lake Louise	233	VOLUSIA	AA	SJRWMD	Cyperus blepharoleptos	4.25	\$647.52
					Floating Plants	0.5	\$150.61
					Hydrilla verticillata	7.9684	\$8,333.13
					Panicum repens	0.15	\$74.22
Lower Taylor Creek	322	OKEECHOBEE	AA	SFWMD	Floating Plants	175.25	\$37,074.96
					Tussocks	0.25	\$368.24
Lucy, Lake	335	LAKE	Lake	SJRWMD	Cyperus blepharoleptos	0.75	\$480.39

Waterbody	Waterbody Acres	County	Contractor	WMD	Plant Type	FY 2022-2023 Acres Treated	FY 2022-2023 Dollars Expended
Lullwater, Lake	32	BAY	Florida Environmental Consultants(Northwest)	NWFWMD	Cyperus blepharoleptos	0.75	\$197.51
					Floating Plants	5.5	\$1,274.61
					Nuphar advena	1.25	\$342.7
					Phragmites australis	0.75	\$240.06
Lulu, Lake	301	POLK	Polk	SWFWMD	Hydrilla verticillata	36.75	\$37,788.25
Macy, Lake	18.61	VOLUSIA	AA	SJRWMD	Cyperus blepharoleptos	2.25	\$384.62
					Floating Plants	0.25	\$93.4
Maggiore, Lake	380	PINELLAS	AA	SWFWMD	Floating Plants	13.8167	\$2,545.06
					Ludwigia grandiflora hexapetala	16	\$3,637.47
Maitland, Lake	451	ORANGE	FWC-IPM	SJRWMD	Hydrilla verticillata	45	\$2,928
			Winter Park		Cabomba caroliniana	20	\$6,186.44
					Floating Plants	0.22	\$557.57
					Hydrilla verticillata	6.3	\$4,496
Manatee River	3756	MANATEE	SWFWMD	SWFWMD	Floating Plants	136	\$16,438.03
					Hydrilla verticillata	0.09	\$150.39
Mariam, Lake	199	POLK	Polk	SWFWMD	Floating Plants	0*	\$104.73
Marian, Lake	5739	OSCEOLA	SFWMD	SFWMD	Admin admin	0*	\$2,412.63
					Floating Plants	130.25	\$44,537.31

Waterbody	Waterbody Acres	County	Contractor	WMD	Plant Type	FY 2022-2023 Acres Treated	FY 2022-2023 Dollars Expended
					Hydrilla verticillata	0*	\$439.45
Mariana, Lake	500	POLK	Polk	SWFWMD	Floating Plants	2.25	\$430.58
					Hydrilla verticillata	1.42	\$898.46
Marion, Lake	2990	POLK	Polk	SFWMD	Cyperus blepharoleptos	70	\$8,723.94
					Floating Plants	16	\$2,195.85
					Hydrilla verticillata	616.84	\$444,831.9
Martha, Lake	85	POLK	Polk	SFWMD	Admin admin	0*	\$41.89
					Hydrilla verticillata	0*	\$68.72
Martin Bayou	240	BAY	Florida Environmental Consultants(Northwest)	NWFWMD	Cyperus blepharoleptos	1	\$696.68
Mary Jane, Lake	1158	ORANGE	Orange	SFWMD	Cyperus blepharoleptos	0.5	\$689.26
					Floating Plants	0.5	\$52.99
					Ludwigia grandiflora hexapetala	0.5	\$332.1
					Urochloa mutica	2	\$630.71
			SFWMD		Admin admin	0*	\$560
					Cyperus blepharoleptos	8	\$2,876.16
					Floating Plants	5.5	\$1,787.51
					Ludwigia grandiflora hexapetala	13.97	\$5,124.47
Mattie, Lake	1078	POLK	Polk	SWFWMD	Floating Plants	29	\$3,896.11
Maude, Lake	55	POLK	Polk	SWFWMD	Hydrilla verticillata	0*	\$224.18

Waterbody	Waterbody Acres	County	Contractor	WMD	Plant Type	FY 2022-2023 Acres Treated	FY 2022-2023 Dollars Expended
May, Lake	44	POLK	Polk	SWFWMD	Hydrilla verticillata	23.47	\$24,698.49
McKethan Lake	57	HERNANDO	SWFWMD	SWFWMD	Cyperus blepharoleptos	2	\$529.59
McLeod, Lake	512	POLK	Polk	SWFWMD	Admin admin	0*	\$137.28
Menzie, Lake	22	POLK	Polk	SWFWMD	Hydrilla verticillata	8.11	\$3,930.2
Merritt's Mill Pond	202	JACKSON	Florida Environmental Consultants(Northwest)	NWFWMD	Floating Plants	4	\$1,120.04
					Hydrilla verticillata	1	\$982.03
Miccosukee, Lake	6276	JEFFERSON	Florida Environmental Consultants(Northwest)	NWFWMD	Cabomba caroliniana	5	\$1,125
					Cyperus blepharoleptos	220	\$62,354.19
					Floating Plants	17	\$5,896.9
					Nuphar advena	0.5	\$168.6
					Nymphaea odorata	1	\$237.19
Middle Lake	215	PASCO	FWC-IPM	SWFWMD	Hydrilla verticillata	50	\$732
			SWFWMD		Cyperus blepharoleptos	3	\$465.32
					Floating Plants	3	\$404.96
					Hydrilla verticillata	145	\$117,179.9
Mill Dam Lake	210	MARION	Applied Aquatic Management, Inc - SJN	SJRWMD	Cyperus blepharoleptos	0.3	\$528.98

Waterbody	Waterbody Acres	County	Contractor	WMD	Plant Type	FY 2022-2023 Acres Treated	FY 2022-2023 Dollars Expended
					Hydrilla verticillata	0.557	\$1,380.26
Mills Creek	100	NASSAU	Applied Aquatic Management, Inc - SJN	SJRWMD	Floating Plants	0.5	\$279.68
Minnehaha, Lake	2261	LAKE	Lake	SJRWMD	Admin admin	0*	\$378.74
					Cyperus blepharoleptos	7.25	\$1,141.74
					Floating Plants	1	\$95.65
					Hydrilla verticillata	0.227	\$242.38
					Ludwigia grandiflora hexapetala	3.75	\$698.34
Minnehaha, Lake	96	ORANGE	FWC-IPM	SJRWMD	Hydrilla verticillata	45	\$198.45
			Winter Park		Floating Plants	0.15	\$150.34
					Hydrilla verticillata	0.5	\$327.12
					Limnophila sessiliflora	0.004	\$182.84
Minneola, Lake	1888	LAKE	Lake	SJRWMD	Admin admin	0*	\$361.17
					Cyperus blepharoleptos	19.25	\$1,069.37
					Hydrilla verticillata	0.728	\$888.27
					Ludwigia grandiflora hexapetala	24.75	\$4,034.83
Miona, Lake	418	SUMTER	SWFWMD	SWFWMD	Cyperus blepharoleptos	20	\$2,315.32
					Hydrilla verticillata	0.05	\$151.37
Mirror, Lake	123	POLK	Polk	SWFWMD	Admin admin	0*	\$68.72
					Floating Plants	1	\$177.31

Waterbody	Waterbody Acres	County	Contractor	WMD	Plant Type	FY 2022-2023 Acres Treated	FY 2022-2023 Dollars Expended
					Hydrilla verticillata	55.48	\$62,640.1
Mizell, Lake	62	ORANGE	FWC-IPM	SJRWMD	Hydrilla verticillata	6	\$292.8
			Winter Park		Floating Plants	0.11	\$116.84
					Hydrilla verticillata	15.7	\$12,278.97
					Potamogeton illinoensis	6.7	\$5,601.34
Montgomery Lake FMA	36	COLUMBIA	FL Env	SRWMD	Floating Plants	0.5	\$172
					Ludwigia grandiflora hexapetala	0.5	\$163.71
					Nuphar advena	0.5	\$276.93
Moon Lake	99	PASCO	SWFWMD	SWFWMD	Cyperus blepharoleptos	3	\$1,169.48
					Limnophila sessiliflora	1.83	\$1,003.75
Moss Lee Lake	129	PUTNAM	FL Env	SRWMD	Floating Plants	0.5	\$180.02
					Ludwigia grandiflora hexapetala	0.5	\$211.82
Mountain Lake	127	HERNANDO	SWFWMD	SWFWMD	Floating Plants	4	\$969.75
Mud Lake	133	POLK	Polk	SWFWMD	Floating Plants	2	\$955.5
Munson, Lake	255	LEON	Florida Environmental Consultants(Northwest)	NWFWMD	Floating Plants	9.5	\$2,000.5
Myakka River	675	SARASOTA	AA	SWFWMD	Floating Plants	5	\$702.67
					Hymenachne amplexicaulis	1	\$279.01
					Tussocks	10	\$1,876.6
					Urochloa mutica	4.5	\$621.79

Waterbody	Waterbody Acres	County	Contractor	WMD	Plant Type	FY 2022-2023 Acres Treated	FY 2022-2023 Dollars Expended
Mystic Lake	47	MADISON	FL Env	SRWMD	Floating Plants	0*	\$180
Nassau River	5000	NASSAU	Applied Aquatic Management, Inc - SJN	SJRWMD	Floating Plants	0.15	\$587
Ned, Lake	74	POLK	Polk	SWFWMD	Hydrilla verticillata	0*	\$102.97
Newnans Lake	7427	ALACHUA	Applied Aquatic Management, Inc - SJN	SJRWMD	Floating Plants	43.5	\$7,453.37
Nina, Lake	8	ORANGE	FWC-IPM	SJRWMD	Hydrilla verticillata	4	\$109.8
			Winter Park		Cabomba caroliniana	0.75	\$270.33
					Cyperus blepharoleptos	0.356	\$390.39
					Floating Plants	0.32	\$345.17
					Hydrilla verticillata	1.509	\$1,276.31
Norris, Lake	1131	LAKE	Lake	SJRWMD	Floating Plants	9.5	\$1,846.55
North Lake Talmadge	121	VOLUSIA	AA	SJRWMD	Cyperus blepharoleptos	0.5	\$143.21
					Floating Plants	0.75	\$140.62
Ocean Pond	1774	BAKER	FL Env	SRWMD	Nuphar advena	0*	\$360
					Panicum repens	0.25	\$106.4
Ocklawaha River	297	MARION	Applied Aquatic Management, Inc - SJN	SJRWMD	Cyperus blepharoleptos	5.05	\$524.64
					Hydrilla verticillata	1.057	\$2,070.56
Okahumpka, Lake	670	SUMTER	SWFWMD	SWFWMD	Ceratophyllum demersum	0.5	\$1,074.73
					Cyperus blepharoleptos	21	\$2,078.52

Waterbody	Waterbody Acres	County	Contractor	WMD	Plant Type	FY 2022-2023 Acres Treated	FY 2022-2023 Dollars Expended
					Floating Plants	25	\$3,246.94
Okeechobee, Lake	448000	OKEECHOBEE	AA	SFWMD	Azolla pinnata	1	\$289.12
					Cyperus blepharoleptos	24.5	\$5,216.42
					Floating Plants	3,422.75	\$689,660.9
					Hymenachne amplexicaulis	1	\$494.38
					Ludwigia grandiflora hexapetala	7	\$2,516.24
					Luziola subintegra	61.5	\$22,116.67
					Tussocks	55.5	\$12,269.9
			AVC		Cyperus blepharoleptos	26	\$6,033.69
					Floating Plants	2,575	\$485,828.8
					Saccharum spontaneum	0.25	\$313.38
					Scleria lacustris	206	\$74,033.95
			CAS		Scleria lacustris	391	\$37,438.27
			CLR		Tussocks	20.8	\$18,200
			SFWMD		Admin admin	0*	\$205.31
					Tussocks	4.13	\$50,542.9
Olivia, Lake	86	HIGHLANDS	Highlands	SWFWMD	Admin admin	0*	\$187.38
					Cyperus blepharoleptos	0.25	\$98.54
					Hydrilla verticillata	1	\$906.29

Waterbody	Waterbody Acres	County	Contractor	WMD	Plant Type	FY 2022-2023 Acres Treated	FY 2022-2023 Dollars Expended
Orange Lake	12706	ALACHUA	Applied Aquatic Management, Inc - SJN	SRWMD	Cyperus blepharoleptos	134.25	\$25,735.33
					Floating Plants	367.5	\$70,938.13
					Limnobium spongia	8	\$1,446.28
			CLR		Tussocks	1.76	\$1,540
Osborne, Lake	356	PALM BEACH	Palm Beach	SFWMD	Floating Plants	45.5	\$19,839.19
					Hydrilla verticillata	139.2	\$98,783.12
					Nymphoides cristata	2	\$2,385.57
					Typha spp	1	\$600.73
					Urochloa mutica	0.125	\$486.6
Osceola, Lake	157	ORANGE	FWC-IPM	SJRWMD	Hydrilla verticillata	10	\$292.8
			Winter Park		Cabomba caroliniana	1.8	\$645.34
					Hydrilla verticillata	0.0625	\$103.41
Otis Lake	144	POLK	Polk	SWFWMD	Floating Plants	10	\$1,465.56
					Hydrilla verticillata	0*	\$412.07
Palatlakaha River	672	LAKE	Lake	SJRWMD	Admin admin	0*	\$747.01
					Cyperus blepharoleptos	13.25	\$1,846.48
					Floating Plants	5	\$551.19
					Hydrilla verticillata	4.84	\$3,313.16
					Ludwigia grandiflora hexapetala	13.375	\$2,341.76

Waterbody	Waterbody Acres	County	Contractor	WMD	Plant Type	FY 2022-2023 Acres Treated	FY 2022-2023 Dollars Expended
					Lygodium microphyllum	0.005	\$114.35
					Typha spp	0.5	\$136.8
Palatlakaha, Lake	101	LAKE	Lake	SJRWMD	Admin admin	0*	\$167.89
					Cyperus blepharoleptos	4	\$246.39
					Ludwigia grandiflora hexapetala	2	\$339.45
Palestine Lake	911	UNION	FL Env	SRWMD	Floating Plants	0*	\$247.5
Panasoffkee, Lake	4460	SUMTER	AA	SWFWMD	Floating Plants	32.75	\$7,841.91
					Hydrilla verticillata	3,408.8	\$1,495,833
Pansy, Lake	50	POLK	Polk	SWFWMD	Hydrilla verticillata	0*	\$190.01
Parker, Lake	2272	POLK	Polk	SWFWMD	Floating Plants	52	\$7,290.91
					Hydrilla verticillata	360.23	\$220,167.9
Peace River	2973	HARDEE	SWFWMD	SWFWMD	Floating Plants	32	\$3,102.02
					Phyllanthus Fluitans	0*	\$746.79
Pierce, Lake	3729	POLK	Polk	SFWMD	Floating Plants	76	\$10,588.89
Pine Meadows Restoration Area	777	LAKE	Lake	SJRWMD	Alternanthera philoxeroides	8.5	\$525.94
					Cyperus blepharoleptos	7	\$589.42
					Floating Plants	46.25	\$4,464.03
Pine, Lake	35	PALM BEACH	Palm Beach	SFWMD	Floating Plants	1.5	\$3,569.01
					Nymphoides cristata	2	\$2,355.31

Waterbody	Waterbody Acres	County	Contractor	WMD	Plant Type	FY 2022-2023 Acres Treated	FY 2022-2023 Dollars Expended
					Typha spp	1	\$709.85
Pioneer Lake	93	HIGHLANDS	Highlands	SWFWMD	Hydrilla verticillata	0.5	\$471.27
Placid, Lake	3320	HIGHLANDS	Highlands	SWFWMD	Cyperus blepharoleptos	0.25	\$342.35
					Melaleuca quinquenervia	0.5	\$1,355.76
Pocket Lake	126	ORANGE	Orange	SFWMD	Cyperus blepharoleptos	0.25	\$9.94
					Cyperus prolifer	0.25	\$363.59
					Hydrilla verticillata	0*	\$518.67
Poinsett, Lake	4133.63	BREVARD	AA	SJRWMD	Floating Plants	209.5	\$38,754.05
					Ludwigia grandiflora hexapetala	2.75	\$1,259.72
Prairie Creek	40	CHARLOTTE	AA	SWFWMD	Floating Plants	62.75	\$7,443.92
Rainbow River	150	MARION	AA	SWFWMD	Floating Plants	2.25	\$1,351.9
					Hydrilla verticillata	16.2942	\$31,736.84
					Mikania scandens	19.5	\$3,756.71
Red Beach Lake	355	HIGHLANDS	Highlands	SWFWMD	Admin admin	0*	\$187.38
					Cyperus blepharoleptos	0.5	\$194.59
Rodman Reservoir	7806.96	PUTNAM	FL Env	SJRWMD	Floating Plants	80.5	\$14,074.56
					Tussocks	5	\$1,250.3
Rosalie, Lake	4597	POLK	Polk	SFWMD	Floating Plants	65	\$47,543.37
					Hymenachne amplexicaulis	5	\$622.54
Rousseau, Lake	4000	CITRUS	AA	SWFWMD	Floating Plants	680.25	\$102,561.4

Waterbody	Waterbody Acres	County	Contractor	WMD	Plant Type	FY 2022-2023 Acres Treated	FY 2022-2023 Dollars Expended
					Hydrilla verticillata	2,066.18	\$825,572.4
					Tussocks	36	\$7,590.05
Rowell Lake	364	BRADFORD	FL Env	SRWMD	Floating Plants	14.75	\$3,255.9
					Hydrilla verticillata	6	\$4,075.5
					Ludwigia grandiflora hexapetala	8.25	\$3,238.31
Roy, Lake	78	POLK	Polk	SWFWMD	Hydrilla verticillata	17.8	\$29,813.64
Ruth Lake	130.48	BREVARD	AA	SJRWMD	Floating Plants	0.5	\$280.15
Saddle Creek FMA	335	POLK	Polk	SWFWMD	Floating Plants	2	\$414.2
Salt Lake	423.12	BREVARD	AA	SJRWMD	Floating Plants	2.5	\$841.75
Sampson Lake	2042	BRADFORD	FL Env	SRWMD	Floating Plants	24.25	\$5,312.14
					Hydrilla verticillata	3	\$9,727.5
					Ludwigia grandiflora hexapetala	30.75	\$9,687.32
Santa Fe Lake	4721	ALACHUA	FL Env	SRWMD	Cyperus blepharoleptos	8.25	\$2,495.91
					Floating Plants	7.25	\$3,431.73
					Hydrilla verticillata	0.05	\$197.48
Santa Fe River	5000	COLUMBIA	FL Env	SRWMD	Floating Plants	1	\$448.74
Sarah, Lake	13	ORANGE	AA	SJRWMD	Cyperus blepharoleptos	0.05	\$110.77
					Floating Plants	0.25	\$164.69
Sawgrass, Lake	493.6	BREVARD	SJRWMD	SJRWMD	Floating Plants	44	\$4,593.93
Sears, Lake	82	POLK	Polk	SWFWMD	Floating Plants	2	\$362.98

Waterbody	Waterbody Acres	County	Contractor	WMD	Plant Type	FY 2022-2023 Acres Treated	FY 2022-2023 Dollars Expended
Sebring, Lake	468	HIGHLANDS	Highlands	SWFWMD	Cyperus blepharoleptos	0.25	\$143.31
					Floating Plants	0.5	\$153.89
Sellers Lake	1050	LAKE	Lake	SJRWMD	Admin admin	0*	\$184.46
Sheen, Lake	565	ORANGE	Orange	SFWMD	Cyperus blepharoleptos	0.5	\$393.39
					Hydrilla verticillata	0*	\$636.37
Shell Creek	180	CHARLOTTE	AA	SWFWMD	Floating Plants	75	\$9,866.95
Shell/Prairie Creek Res.	140	CHARLOTTE	AA	SWFWMD	Cyperus blepharoleptos	16.5	\$2,026.49
					Floating Plants	96.5	\$13,083.83
Shipp, Lake	283	POLK	Polk	SWFWMD	Hydrilla verticillata	2.59	\$3,183.82
Silver, Lake	52	POLK	Polk	SWFWMD	Admin admin	0*	\$110.61
Smart Lake	275	POLK	Polk	SWFWMD	Hydrilla verticillata	0*	\$103.09
Snead's Smokehouse	81	JEFFERSON	Florida Environmental Consultants(Northwest)	NWFWMD	Cyperus blepharoleptos	26.25	\$7,501.83
Sopchoppy River	150	WAKULLA	Florida Environmental Consultants(Northwest)	NWFWMD	Azolla pinnata	2	\$843.21
South Lake	1077	BREVARD	AA	SJRWMD	Cyperus blepharoleptos	126.75	\$20,180.95
					Floating Plants	12.5	\$2,352.02
					Hydrilla verticillata	389.38	\$192,011.3
					Typha spp	2.5	\$1,068.62
			FWC-IPM		Hydrilla verticillata	729	\$1,687.5
South Lake Talmadge	60	VOLUSIA	AA	SJRWMD	Cyperus blepharoleptos	0.5	\$143.21
					Floating Plants	0.5	\$108.08

Waterbody	Waterbody Acres	County	Contractor	WMD	Plant Type	FY 2022-2023 Acres Treated	FY 2022-2023 Dollars Expended
					Hydrilla verticillata	0.3636	\$432.66
Spring Lake	18	PINELLAS	Polk	SWFWMD	Hydrilla verticillata	11.69	\$13,875.56
Spring, Lake	25	POLK	Polk	SWFWMD	Hydrilla verticillata	0*	\$388.43
St. Johns River	96000	SAINT JOHNS	AA	SJRWMD	Floating Plants	686.5	\$101,405.9
					Ludwigia grandiflora hexapetala	16.5	\$4,512.46
					Luziola subintegra	7.5	\$2,093.72
			Brevard		Floating Plants	34	\$2,495.13
			Lake		Admin admin	0*	\$1,957.91
					Floating Plants	53.5	\$5,936.83
			SJRWMD		Admin admin	0*	\$647.46
					Floating Plants	122	\$15,612.66
St. Marks River	140	WAKULLA	Florida Environmental Consultants(Northwest)	NWFWMD	Colocasia esculenta	1.5	\$423.81
					Floating Plants	52	\$7,526.9
Stearns Creek	143	HIGHLANDS	Highlands	SWFWMD	Cyperus blepharoleptos	0.5	\$153.89
					Floating Plants	0.5	\$220.24
Stella, Lake	308	PUTNAM	FL Env	SRWMD	Cyperus blepharoleptos	2.625	\$516.94
					Floating Plants	1.125	\$520.57
					Hydrilla verticillata	0.5	\$908.99
Stewart, Lake	64	LAKE	Lake	SJRWMD	Cyperus blepharoleptos	0.625	\$329.28

Waterbody	Waterbody Acres	County	Contractor	WMD	Plant Type	FY 2022-2023 Acres Treated	FY 2022-2023 Dollars Expended
Summit, Lake	67	POLK	Polk	SWFWMD	Floating Plants	0*	\$102.97
					Hydrilla verticillata	23.47	\$38,722.68
Surveyors, Lake	293	POLK	Polk	SWFWMD	Floating Plants	6	\$818.66
Susan, Lake	81	LAKE	Lake	SJRWMD	Cyperus blepharoleptos	9	\$870
					Floating Plants	0.5	\$48.5
					Ludwigia grandiflora hexapetala	0.75	\$107.39
Suwannee Lake FMA	63	SUWANNEE	FL Env	SRWMD	Cyperus blepharoleptos	0.25	\$100.72
					Ludwigia grandiflora hexapetala	0.25	\$204.82
Suwannee River	12000	DIXIE	FL Env	SRWMD	Floating Plants	37	\$10,466.29
Swift Creek	568	UNION	FL Env	SRWMD	Floating Plants	1.5	\$515.04
Swoope Lake	112	POLK	Polk	SWFWMD	Hydrilla verticillata	0*	\$203.52
Talquin, Lake	8850	GADSDEN	Florida Environmental Consultants(Northwest)	NWFWMD	Cyperus blepharoleptos	68.25	\$16,352.65
					Floating Plants	90	\$20,473.58
					Ludwigia grandiflora hexapetala	44.5	\$10,979.41
			FWC-IPM		Tussocks	0.5	\$30.69
Tarpon, Lake	2534	PINELLAS	AA	SWFWMD	Floating Plants	30.5	\$7,048.83
					Hydrilla verticillata	1.2	\$594.82

Waterbody	Waterbody Acres	County	Contractor	WMD	Plant Type	FY 2022-2023 Acres Treated	FY 2022-2023 Dollars Expended
					Ludwigia grandiflora hexapetala	17.5	\$4,895.82
					Nymphoides cristata	16.25	\$5,016.57
Taylor Park	47	PINELLAS	FWC-IPM	SWFWMD	Hydrilla verticillata	40	\$351.36
Tennessee, Lake	112	POLK	Polk	SWFWMD	Hydrilla verticillata	20.53	\$16,535
Tenoroc Pits	1200	POLK	AA	SWFWMD	Cyperus blepharoleptos	0.5	\$98.71
					Floating Plants	339.5	\$65,333.17
			FWC-IPM		Hydrilla verticillata	70	\$512.4
Thomas Creek	50	NASSAU	Applied Aquatic Management, Inc - SJN	SJRWMD	Floating Plants	3.6	\$1,618.09
Thomas, Lake	73	POLK	Polk	SWFWMD	Hydrilla verticillata	33	\$33,094.46
Thonotosassa, Lake	819	HILLSBOROUGH	SWFWMD	SWFWMD	Floating Plants	135.33	\$16,904.74
					Hydrilla verticillata	1.025	\$2,142.18
					Ludwigia octovalvis/peruviana	1.07	\$174.32
					Nuphar advena	1.07	\$174.32
					Typha spp	1.07	\$174.32
Tibet, Lake	1198	ORANGE	Orange	SFWMD	Cyperus blepharoleptos	2.25	\$1,587.46
					Floating Plants	1.25	\$623.32
					Hydrilla verticillata	0*	\$1,394.31
Tiger, Lake	2200	POLK	Polk	SFWMD	Floating Plants	24	\$14,359.31
					Hymenachne amplexicaulis	1	\$214.54

Waterbody	Waterbody Acres	County	Contractor	WMD	Plant Type	FY 2022-2023 Acres Treated	FY 2022-2023 Dollars Expended
TM Goodwin WMA	3870	BREVARD	AA	SJRWMD	Azolla pinnata	1.5	\$1,106.66
					Cyperus blepharoleptos	160	\$22,390.41
					Floating Plants	39.75	\$8,516.82
Tohopekaliga, Lake	18810	OSCEOLA	AA	SFWMD	Cyperus blepharoleptos	98	\$17,412.58
					Floating Plants	1,065.5	\$203,245.2
					Ludwigia grandiflora hexapetala	177.5	\$37,272.97
					Tussocks	1	\$322.49
Townsend Lake	110	LAFAYETTE	FL Env	SRWMD	Cyperus blepharoleptos	0.5	\$223.93
Tracy, Lake	136	POLK	Polk	SWFWMD	Hydrilla verticillata	0*	\$206.15
Trout Lake	102	LAKE	Lake	SJRWMD	Admin admin	0*	\$204.54
					Floating Plants	21.125	\$1,878.56
Trout Lake	273	OSCEOLA	SFWMD	SFWMD	Admin admin	0*	\$660.56
					Cyperus blepharoleptos	1	\$896.25
					Ludwigia grandiflora hexapetala	1.25	\$1,224.16
Tsala Apopka, Lake	19111	CITRUS	Citrus	SWFWMD	Cabomba caroliniana	183.31	\$29,349.06
					Cephalanthus occidentalis	13	\$2,382.13
					Cyperus blepharoleptos	127.5	\$17,613.47
					Floating Plants	36	\$12,530.8
					Hydrilla verticillata	1,046	\$1,437,505

Waterbody	Waterbody Acres	County	Contractor	WMD	Plant Type	FY 2022-2023 Acres Treated	FY 2022-2023 Dollars Expended
					Hygrophila polysperma	15.5	\$2,911.84
					Hymenachne amplexicaulis	4.5	\$551.26
					Limnophila sessiliflora	88	\$18,421.8
					Myriophyllum heterophyllum	32.493	\$12,731.77
					Nitella spp	4.085	\$18,353
					Nuphar advena	74.5	\$10,230.33
					Panicum repens	12.5	\$1,870.57
					Paspalum repens	1	\$181.5
					Potamogeton illinoensis	52.095	\$28,616.89
					Salix spp	103	\$15,772.58
					Tussocks	117.218	\$933,644.6
					Typha spp	16	\$2,349.79
Tulane Lake	89	HIGHLANDS	Highlands	SWFWMD	Cyperus blepharoleptos	0.25	\$97.3
					Hydrilla verticillata	0.5	\$507.54
Twin Lakes	41	POLK	Polk	SWFWMD	Hydrilla verticillata	0.03	\$201.85
Umatilla, Lake	161	LAKE	Lake	SJRWMD	Admin admin	0*	\$156.55
					Cyperus blepharoleptos	0.375	\$388.71
Upper Myakka Lake	1020	SARASOTA	AA	SWFWMD	Floating Plants	4	\$667.8
					Urochloa mutica	1.5	\$397.38
Upper Taylor Creek	35	OKEECHOBEE	AA	SFWMD	Floating Plants	108	\$16,151.51

Waterbody	Waterbody Acres	County	Contractor	WMD	Plant Type	FY 2022-2023 Acres Treated	FY 2022-2023 Dollars Expended
Victor Lake FMA	130	HOLMES	Florida Environmental Consultants(Northwest)	NWFWMD	Cyperus blepharoleptos	0*	\$175
Viola, Lake	73	HIGHLANDS	Highlands	SWFWMD	Hydrilla verticillata	0.5	\$471.27
Virginia, Lake	223	ORANGE	FWC-IPM	SJRWMD	Hydrilla verticillata	22	\$292.8
			Winter Park		Hydrilla verticillata	63.6625	\$108,626.7
Wacissa River	250	JEFFERSON	Florida Environmental Consultants(Northwest)	NWFWMD	Floating Plants	59.5	\$7,920.28
					Nuphar advena	1	\$369.38
Wales, Lake	326	POLK	Polk	SWFWMD	Hydrilla verticillata	1.887	\$2,403.18
Washington, Lake	3004.72	BREVARD	Brevard	SJRWMD	Floating Plants	4	\$334.04
			SJRWMD		Floating Plants	81	\$10,581.07
Water Conservation Areas	599000	BROWARD	AVC	SFWMD	Floating Plants	52	\$10,051.76
Watermelon Pond	531	ALACHUA	FL Env	SRWMD	Cyperus blepharoleptos	0.25	\$123.22
Waters Lake	166	GILCHRIST	FL Env	SRWMD	Cyperus blepharoleptos	0.25	\$190.72
Watertown Lake	46	COLUMBIA	FL Env	SRWMD	Floating Plants	0.125	\$57.91
					Hydrilla verticillata	0.1	\$343.62
					Ludwigia grandiflora hexapetala	0.375	\$285.33
Wauberg, Lake	248	ALACHUA	Applied Aquatic Management, Inc - SJN	SJRWMD	Floating Plants	2.5	\$1,808.3
					Hydrilla verticillata	44	\$38,745.5

Waterbody	Waterbody Acres	County	Contractor	WMD	Plant Type	FY 2022-2023 Acres Treated	FY 2022-2023 Dollars Expended
			FWC-IPM		Hydrilla verticillata	248	\$220.5
Waumpi, Lake/Howell Creek	10	ORANGE	FWC-IPM	SJRWMD	Hydrilla verticillata	4	\$219.6
Wauseon Bay	138	ORANGE	Orange	SFWMD	Hydrilla verticillata	1.1	\$1,371.35
Weeki Wachee River	60	HERNANDO	SWFWMD	SWFWMD	Floating Plants	10.66	\$2,416.05
Weeks, Lake	55	HILLSBOROUGH	AA	SWFWMD	Floating Plants	2.5	\$576.68
Weir, Lake	5685	MARION	Applied Aquatic Management, Inc - SJN	SJRWMD	Cyperus blepharoleptos	5.15	\$1,152.52
					Floating Plants	5.5	\$1,810.53
					Hydrilla verticillata	8.737	\$16,957.95
Wekiva River	345	ORANGE	AA	SJRWMD	Floating Plants	251.75	\$37,264.04
					Hydrilla verticillata	7.79	\$31,172.95
					Trees (blocking navigation)	0*	\$9,053.92
Weohyakapka, Lake	7532	POLK	Polk	SFWMD	Floating Plants	11	\$2,442.43
					Hydrilla verticillata	0*	\$369.34
					Hymenachne amplexicaulis	5	\$695.61
Wildcat Lake	232	LAKE	Lake	SJRWMD	Admin admin	0*	\$142.13
					Panicum repens	0.25	\$191.05
Wilson, Lake	32	LAKE	Lake	SJRWMD	Cyperus blepharoleptos	1.75	\$68.82

Waterbody	Waterbody Acres	County	Contractor	WMD	Plant Type	FY 2022-2023 Acres Treated	FY 2022-2023 Dollars Expended
					Ludwigia grandiflora hexapetala	1.75	\$214.39
Wimico, Lake	4055	GULF	Florida Environmental Consultants(Northwest)	NFWWMD	Floating Plants	1.75	\$584.15
Winder, Lake	1460	BREVARD	AA	SJRWMD	Floating Plants	64.5	\$9,059.26
					Ludwigia grandiflora hexapetala	1	\$673.98
Winona, Lake	75	LAKE	Lake	SJRWMD	Admin admin	0*	\$207.95
					Cyperus blepharoleptos	7.5	\$325.87
					Ludwigia grandiflora hexapetala	11.5	\$1,634.96
Winterset, Lake	590	POLK	Polk	SWFWMD	Hydrilla verticillata	13.46	\$22,163.6
Withlacoochee River	3600	CITRUS	AA	SWFWMD	Floating Plants	557.5	\$84,852.34
			Citrus		Floating Plants	21.5	\$2,992.03
			SWFWMD		Floating Plants	327	\$31,022.07
					Trees (blocking navigation)	0*	\$254.87
					Tussocks	0*	\$939.3
Yale, Lake	4042	LAKE	FWC-IPM	SJRWMD	Hydrilla verticillata	3,000	\$9,150
			Lake		Admin admin	0*	\$1,767.22
					Cyperus blepharoleptos	2.75	\$246.77
					Floating Plants	20.75	\$1,999.16
					Hydrilla verticillata	4,000	\$2,966,606

Waterbody	Waterbody Acres	County	Contractor	WMD	Plant Type	FY 2022-2023 Acres Treated	FY 2022-2023 Dollars Expended
					Hymenachne amplexicaulis	1.5	\$325.33
					Panicum repens	1	\$139.88
					Tussocks	0.25	\$38.73
Administration	1	BREVARD	SJRWMD	SJRWMD	Admin admin	0*	\$299.49
Administration	1	CITRUS	Citrus	SWFWMD	Admin admin	0*	\$5,186.62
Administration	1	HIGHLANDS	Highlands	SFWMD	Admin admin	0*	\$55,477.61
Administration	1	LAKE	Lake	SJRWMD	Admin admin	0*	\$163.21
Administration	1	HERNANDO	SWFWMD	SWFWMD	Admin admin	0*	\$5,172.24
Administration	1	PALM BEACH	Palm Beach	SFWMD	Admin admin	0*	\$2,207.02
			SFWMD		Admin admin	0*	\$21,172.93
Administration	1	POLK	Polk	SWFWMD	Admin admin	0*	\$819.28